

## Key Investor Information

This document provides you with key investor information about this fund. It is not marketing material. The information is required by law to help you understand the nature and the risks of investing in this fund. You are advised to read it so you can make an informed decision about whether to invest.

# Allianz UK & European Investment Funds - Allianz Gilt Yield Fund Share Class I (Inc) (GBP)

Managed by Allianz Global Investors GmbH, part of Allianz Global Investors

ISIN: GB0031383390



## Objectives and Investment Policy

The objective of the Fund is to maximise total return primarily through investment in UK Government Securities. Investors should be aware that the Fund's capital is at risk and there is no guarantee that the Fund will achieve its investment objective over any particular period or at all.

We may invest in gilts, overseas government bonds, government guaranteed bonds, supranational bonds, deposits, money market instruments, derivatives, collective investment schemes. At least 80% of the Fund's value will be invested in gilts. Up to 20% of the Fund's value may be invested in Sterling denominated (or hedged back to Sterling) debt securities, which are not issued by, but with a rating the same or higher than that of, the UK Government.

The Fund may use derivative instruments such as futures, options, options on swaps and swap agreements (e.g. interest rate swaps). The Fund may use the derivative instruments listed above for hedging purposes and/or for investment purposes.

Comparator Benchmark of the fund is FTSE Actuaries UK Conventional Gilts All Stocks Midday Index.

Due to its investment strategy we expect a high volume of transactions which results in higher transactions costs reducing the return of the fund.

Although the Fund will invest primarily in gilts which constitute the benchmark, the Fund is actively managed and may deviate from the benchmark and invest in securities that are not included in the benchmark. It will be constrained to a limited extent only by the benchmark.

You may redeem shares of the fund usually on each business day by 12:00.

We usually distribute the income of the fund on a semiannual basis.

Recommendation: this fund may not be appropriate for investors who plan to withdraw their money within 3 years.

## Risk and Reward Profile



This risk and reward indicator is based on past performance data. It may not be a reliable indication of the future risk profile of the fund.

The categorisation of the fund is not guaranteed and may change in the future.

Even the lowest category 1 does not mean a risk-free investment.

### Why is the fund in this category?

Funds of category 4 have shown in the past a medium volatility. The volatility describes how much the value of the fund went up and down in the past. The units of a fund of category 4 might be subject to medium price fluctuations based on the historical volatilities observed.

We may invest directly or indirectly a significant portion of the fund into bonds or money markets instruments. If the issuer may fall into insolvency or may suffer economical problems the interest and/or the capital of these assets may not or may not be completely paid and/or the price of the assets may drop.

## Charges

These charges are used to pay the costs of running the fund, including the costs of marketing and selling. They reduce the potential growth of your investment.

### One-off charges deducted before or after you invest

|              |       |
|--------------|-------|
| Entry Charge | 0.00% |
| Exit Charge  | 0.00% |

This is the maximum charge that might be taken out of your money before it is invested or before the proceeds of your investments are paid out.

### Charges taken from the fund over a year

|                 |       |
|-----------------|-------|
| Ongoing Charges | 0.32% |
|-----------------|-------|

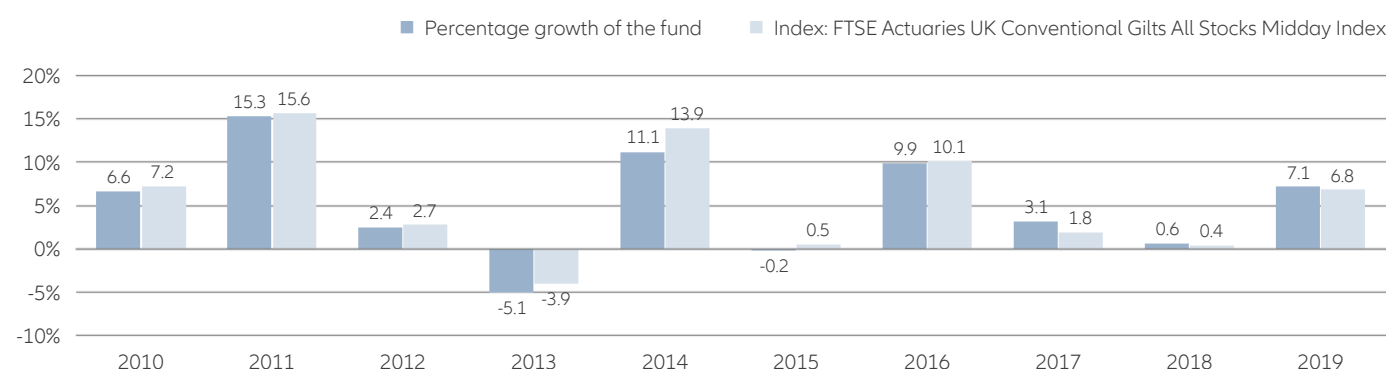
The entry and exit charges shown are maximum figures. In some cases you might pay less – you can find actual entry and exit charges from your financial adviser.

The ongoing charges shown are based on the fund's last financial year ending 31.08.2019. It may vary from year to year. It does not include transaction costs incurred when we buy or sell assets for the fund.

A dilution levy may be charged on purchases and redemptions of shares to protect the remaining investors against the costs incurred by the fund in buying or redeeming its investments. This levy may be charged where the fund is experiencing large levels of net purchases/redemptions and on "large deals" (i.e. deals of 2% or more of the value of the fund). The amount of any such dilution levy is calculated by reference to the estimated costs of dealing in the underlying investments using the rates calculated for the preceding quarter.

You will find more details about the calculation of the charges in the prospectus.

## Past Performance



Past performance is not a reliable guide to future performance.

The past performance shown here takes account of all charges and costs with the exception of the entry and exit charge.

The fund was launched in 2002.

The performance of the fund is calculated in GBP.

## Practical Information

Allianz UK & European Investment Funds has a number of different Funds. The assets and liabilities of each Fund are segregated by law.

Depository: State Street Bank and Trust Company.

You may obtain free of charge the prospectus, the latest annual and semi-annual reports in English from Allianz Global Investors GmbH, 199 Bishopsgate, London EC2M 3TY, United Kingdom or at <https://uk.allianzgi.com>.

The unit prices as well as further information on the fund (including other shareclasses of the fund) are available online at <https://uk.allianzgi.com>.

Information on the current remuneration policy, including a description of the calculation methods for remuneration and benefits awarded to certain groups of employees, and details of the persons responsible for awarding such allocations, is available at <https://regulatory.allianzgi.com> and as a paper copy upon request, without charge.

The fund is subject to tax laws and regulations in the UK. This might have an impact on your personal tax position. For further details, please speak to your tax advisor.

Allianz Global Investors GmbH may be held liable solely on the basis of any statement contained in this document that is misleading, inaccurate or inconsistent with the relevant parts of the prospectus for the fund.

This fund is authorised in the UK and regulated by The Financial Conduct Authority. Allianz Global Investors GmbH is authorised in Germany as a UCITS investment management company and as an AIF investment management company, subject to the provisions of the Investment Code (Kapitalanlagegesetzbuch - KAGB), and is regulated by the Bundesanstalt für Finanzdienstleistungsaufsicht (BaFin). Allianz Global Investors GmbH has established a branch in the United Kingdom - Allianz Global Investors GmbH, UK branch - which is subject to limited regulation by the Financial Conduct Authority.

The key investor information is accurate as at 18.02.2020.

## Key Investor Information

This document provides you with key investor information about this fund. It is not marketing material. The information is required by law to help you understand the nature and the risks of investing in this fund. You are advised to read it so you can make an informed decision about whether to invest.

# Allianz UK & European Investment Funds -Allianz Strategic Bond Fund Share Class I (Acc) (GBP)

Managed by Allianz Global Investors GmbH, part of Allianz Global Investors

ISIN: GB00BJ1DZT42



## Objectives and Investment Policy

The Fund aims to maximise total return primarily through investment directly in debt securities or by gaining exposure indirectly through the use of derivatives. The Fund will invest globally although at least 80% of its assets shall be invested in GBP denominated (or hedged back to GBP) debt securities. Investors should be aware that the Fund's capital is at risk and there is no guarantee that the Fund will achieve its investment objective over any particular period or at all.

We may invest up to 100% of the Fund's assets into conventional fixed income securities and indirectly through the use of derivatives. Up to 50% of the fund's assets may be in high yield securities and unrated securities of similar credit quality. More than 35% of the value of the property of the Fund may be invested in securities issued or guaranteed by the following states; the UK, Australia, Austria, Belgium, Canada, Denmark, Finland, France, Germany, Greece, Iceland, Ireland, Italy, Japan, Liechtenstein, Luxembourg, Netherlands, Norway, Portugal,

Spain, Sweden, Switzerland and the United States of America. Up to 30% of the fund's assets may be in China via RMB currency exposure. We may also invest up to a maximum of 10% of the Fund in collective investment schemes. The Fund will make extensive use of derivatives for investment purposes and for efficient portfolio management (including for hedging).

Due to its investment strategy we expect a high volume of transactions which results in higher transactions costs reducing the return of the fund.

You may redeem shares of the fund usually on each business day by 12:00.

We reinvest the income into the fund.

Recommendation: this fund may not be appropriate for investors who plan to withdraw their money within 3 years.

## Risk and Reward Profile



This risk and reward indicator is based on past performance data. It may not be a reliable indication of the future risk profile of the fund.

The categorisation of the fund is not guaranteed and may change in the future.

Even the lowest category 1 does not mean a risk-free investment.

### Why is the fund in this category?

Past data for this share class is not available yet. The analysis of the share class' potential target asset mix allocation has revealed that the share class should be assigned to category 4. Funds of category 4 have shown in the past a medium volatility. The volatility describes how much the value of the fund went up

and down in the past. The units of a fund of category 4 might be subject to medium price fluctuations based on the historical volatilities observed.

We may invest directly or indirectly a significant portion of the fund into bonds or money markets instruments. If the issuer may fall into insolvency or may suffer economical problems the interest and/or the capital of these assets may not or may not be completely paid and/or the price of the assets may drop.

The fund contains a material proportion of assets which either have a low level of liquidity or which, under certain circumstances, may have a low level of liquidity. As a result, it is possible that these assets cannot be sold or can only be sold at a significant discount. Consequently, a high level of redemptions may lead to an increased risk of redemptions being suspended. For this reason we may not be able to pay your money back, or not immediately, and/or the fund price may fall.

## Charges

These charges are used to pay the costs of running the fund, including the costs of marketing and selling. They reduce the potential growth of your investment.

### One-off charges deducted before or after you invest

|              |       |
|--------------|-------|
| Entry Charge | 0.00% |
| Exit Charge  | 0.00% |

This is the maximum charge that might be taken out of your money before it is invested or before the proceeds of your investments are paid out.

### Charges taken from the fund over a year

|                 |       |
|-----------------|-------|
| Ongoing Charges | 0.45% |
|-----------------|-------|

The entry and exit charges shown are maximum figures. In some cases you might pay less – you can find actual entry and exit charges from your financial adviser.

The ongoing charges figure shown here is an estimate of the charges. It does not include transaction costs incurred when we buy or sell assets for the fund.

A dilution levy may be charged on purchases and redemptions of shares to protect the remaining investors against the costs incurred by the fund in buying or redeeming its investments. This levy may be charged where the fund is experiencing large levels of net purchases/redemptions and on “large deals” (i.e. deals of 2% or more of the value of the fund). The amount of any such dilution levy is calculated by reference to the estimated costs of dealing in the underlying investments using the rates calculated for the preceding quarter.

You will find more details about the calculation of the charges in the prospectus.

## Past Performance

We do not yet have performance data for one complete year. Therefore we can not provide a useful indication of past performance to you.

## Practical Information

Allianz UK & European Investment Funds has a number of different Funds. The assets and liabilities of each Fund are segregated by law.

Depository: State Street Bank and Trust Company.

You may obtain free of charge the prospectus, the latest annual and semi-annual reports in English from Allianz Global Investors GmbH, 199 Bishopsgate, London EC2M 3TY, United Kingdom or at <https://uk.allianzgi.com>.

The unit prices as well as further information on the fund (including other shareclasses of the fund) are available online at <https://uk.allianzgi.com>.

Information on the current remuneration policy, including a description of the calculation methods for remuneration and benefits awarded to certain groups of employees, and details of the persons responsible for awarding such allocations, is available at <https://regulatory.allianzgi.com> and as a paper copy upon request, without charge.

The fund is subject to tax laws and regulations in the UK. This might have an impact on your personal tax position. For further details, please speak to your tax advisor.

Allianz Global Investors GmbH may be held liable solely on the basis of any statement contained in this document that is misleading, inaccurate or inconsistent with the relevant parts of the prospectus for the fund.

This fund is authorised in the UK and regulated by The Financial Conduct Authority. Allianz Global Investors GmbH is authorised in Germany as a UCITS investment management company and as an AIF investment management company, subject to the provisions of the Investment Code (Kapitalanlagegesetzbuch - KAGB), and is regulated by the Bundesanstalt für Finanzdienstleistungsaufsicht (BaFin). Allianz Global Investors GmbH has established a branch in the United Kingdom - Allianz Global Investors GmbH, UK branch - which is subject to limited regulation by the Financial Conduct Authority.

The key investor information is accurate as at 23.09.2020.



# Artemis Corporate Bond Fund (the “fund”)

**Class I accumulation shares, GBP [ISIN: GB00BFZ91W59]**

A sub-fund of Artemis Investment Funds ICVC.

The fund is managed by Artemis Fund Managers Limited.

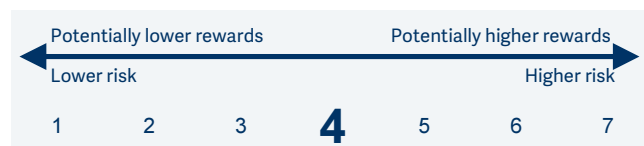
## KEY INVESTOR INFORMATION

This document provides you with key investor information about this fund. It is not marketing material. The information is required by law to help you understand the nature and risks of investing in the fund. You are advised to read it so you can make an informed decision about whether to invest.

## OBJECTIVES AND INVESTMENT POLICY

|                            |  |   |
|----------------------------|--|---|
| <b>Objective</b>           | To generate a return greater than the iBoxx £ Collateralized & Corporates Index, after fees, over rolling three-year periods, through a combination of income and capital growth.  |   |
| <b>Investment policy</b>   | <b>What the fund invests in</b>  | <ul style="list-style-type: none"><li>At least 80% in investment grade corporate bonds.</li><li>The fund may also invest in other bonds, cash and near cash, preference shares, convertibles, other transferable securities, other funds (up to 10%) managed by Artemis and third party funds, money market instruments, and derivatives.</li><li>At least 80% of the fund will be denominated in or hedged back to sterling.</li></ul> |
|                            | <b>Use of derivatives</b>  | <p>The fund may use derivatives:</p> <ul style="list-style-type: none"><li>to achieve the fund objective</li><li>to produce additional income or growth</li><li>for efficient portfolio management purposes to reduce risk and manage the fund efficiently.</li></ul>   |
|                            | <b>Where the fund invests</b>  | <ul style="list-style-type: none"><li>Sterling corporate bonds</li><li>To a lesser extent, global corporate bonds (including emerging markets). In this context, emerging market countries means countries included in the MSCI Emerging Markets Index and those included in the World Bank definition of developing economies or those countries which are, in the manager's opinion, developing countries.</li></ul>                  |
|                            | <b>Industries the fund invests in</b>  | <ul style="list-style-type: none"><li>Any</li></ul>   |
|                            | <b>Credit quality of bonds the fund invests in</b>   | <ul style="list-style-type: none"><li>At least 80% in investment grade corporate bonds, being<ul style="list-style-type: none"><li>BBB- or above by Standard &amp; Poor's; or</li><li>BBB- or above by Fitch; or</li><li>Baa3 or above by Moody's</li></ul></li></ul>   |
|                            | <b>Other limitations specific to this fund</b>   | <ul style="list-style-type: none"><li>None</li></ul>  |
| <b>Investment strategy</b> | <ul style="list-style-type: none"><li>The fund is actively managed.</li><li>Investment opportunities across the corporate bond and broader fixed income markets are assessed.</li><li>Returns of the fund are driven by four pillars:<ul style="list-style-type: none"><li>active asset allocation across the credit market</li><li>stock selection</li><li>sector allocation</li><li>duration decisions</li></ul></li><li>The fund seeks bonds with the potential for positive changes to their investment outlook, either through improving corporate health or the market having taken an overly negative view on the issuer's prospects.</li><li>The fund also seeks bonds with the potential for upside surprise through corporate restructurings or tax and/or legislative change that may lead to early redemption at a higher price.</li></ul> |   |
| <b>Benchmarks</b>          | <ul style="list-style-type: none"><li>iBoxx £ Collateralized &amp; Corporates Index<br/>A widely-used indicator of the performance of sterling denominated corporate investment grade bonds, in which the fund invests. It acts as a 'target benchmark' that the fund aims to outperform. Management of the fund is not restricted by this benchmark.</li><li>IA £ Corporate Bond NR<br/>A group of asset managers' funds that invest in similar asset types to the fund, collated by the Investment Association. It acts as a 'comparator benchmark' against which the fund's performance can be compared. Management of the fund is not restricted by this benchmark.</li></ul>  |   |
| <b>Other information</b>   | <ul style="list-style-type: none"><li>Dealing frequency: Open Monday to Friday except on UK public holidays. Instructions received before 12 noon UK time will be processed at 12 noon on the same day.</li><li>Distribution policy: This is an accumulation class. Income received is reinvested in the value of the fund.</li></ul>  |   |

## RISK AND REWARD PROFILE



- The fund is in the category shown due to historic volatility (how much and how quickly the value of shares in the fund may have risen and fallen in the past due to movements in markets, currencies and interest rates). It may not be a reliable indication of the future risk profile of the fund.
- The risk category has been calculated using historic data and may not be a reliable indicator of the fund's future risk profile.
- A risk indicator of “1” does not mean that the investment is “risk free”.

### The risk indicator may not fully take into account the following risks and the following may affect fund performance:

- Market volatility risk:** The value of the fund and any income from it can fall or rise because of movements in stockmarkets, currencies and interest rates, each of which can move irrationally and be affected unpredictably by diverse factors, including political and economic events.
- Currency risk:** The fund's assets may be priced in currencies other than the fund base currency. Changes in currency exchange rates can therefore affect the fund's value.
- Derivatives risk:** The fund may invest in derivatives with the aim of profiting from falling ('shorting') as well as rising prices. Should the asset's value vary in an unexpected way, the fund value will reduce.
- Credit risk:** Investments in bonds are affected by interest rates, inflation and credit ratings. It is possible that bond issuers will not pay interest or return the capital. All of these events can reduce the value of bonds held by the fund.
- Bond liquidity risk:** The fund holds bonds which could prove difficult to sell. As a result, the fund may have to lower the selling price, sell other investments or forego more appealing investment opportunities.

Please refer to the fund's prospectus for full details of these and other risks which are applicable to this fund.

## CHARGES FOR THE FUND

| One-off charges taken before or after you invest   |        |
|--|--------|
| Entry charge   | None   |
| Exit charge  | None   |
| <b>This is the maximum that might be taken out of your money before it is invested or before the proceeds of your investment are paid out.</b> |        |
| Charges taken from the fund over a year  |        |
| Ongoing charge   | 0.400% |
| Charges taken from the fund under certain specific conditions  |        |
| Performance fee  | None   |

- The charges you pay are used to pay the costs of running the fund, including the costs of marketing and distributing it. The charges reduce the potential growth of your investment.
- The ongoing charges figure is an estimate of the expenses for the first year of the class's existence.
- The annual management charge is taken from income.

For more information about charges, please see the fund's prospectus, which is available at [www.artemisfunds.com](http://www.artemisfunds.com) or [www.fundinfo.com](http://www.fundinfo.com).

## PAST PERFORMANCE

There is insufficient data to produce a useful indication of past performance for this class.

- Past performance is net of all charges except any costs incurred when investors buy or sell the fund.
- This class may have charges or a hedging approach different from those in the IA sector benchmark.
- How the fund has performed in the past is not a guide to how it will perform in the future.
- Performance is calculated in sterling.
- Fund launch date: 30 October 2019.
- Class launch date: 30 October 2019.

## PRACTICAL INFORMATION

**Depository:** J.P. Morgan Europe Limited.

**Further information:** Can be obtained from the fund's prospectus and the latest annual and half-yearly reports. The documents are in English and are available free of charge. These can be found, along with other information such as the price of the fund's classes by contacting Artemis or visiting [www.fundinfo.com](http://www.fundinfo.com).

**Sub-fund assets:** The assets of each sub-fund belong exclusively to it and are not available to meet the liabilities of any other sub-fund or Artemis Investment Funds ICVC.

**Remuneration policy:** Information about Artemis' remuneration policy is available at [www.artemisfunds.com](http://www.artemisfunds.com); a paper copy is available free of charge on request.

**Tax legislation:** UK tax legislation that applies to the fund may have an impact on your personal tax position.

**Liability:** Artemis Fund Managers Limited may be held liable solely on the basis of any statement contained in this document that is misleading, inaccurate or inconsistent with the relevant parts of the prospectus for the fund.

**Glossary:** For more information about some of the terms used in this document, please visit [www.artemisfunds.com/glossary](http://www.artemisfunds.com/glossary).

**Switches:** Subject to any restrictions on the eligibility of investors for a particular class, you can switch your investments between funds or classes in the Artemis range. For further information, please refer to the prospectus or contact Artemis.

**Contact Artemis:** Visit [www.artemisfunds.com](http://www.artemisfunds.com) or call 0800 092 2051 (from UK) or +441268 445 401.

**Authorisation and regulation:** The fund is authorised in the UK by the Financial Conduct Authority. Artemis Fund Managers Limited is authorised and regulated in the UK by the Financial Conduct Authority.

This key investor information document is accurate as at 10 July 2020.





# Artemis US Extended Alpha Fund (the “fund”)

**Class I accumulation shares, GBP [ISIN: GB00BMMV5G59]**

A sub-fund of Artemis Investment Funds ICVC.

The fund is managed by Artemis Fund Managers Limited.


## KEY INVESTOR INFORMATION

This document provides you with key investor information about this fund. It is not marketing material. The information is required by law to help you understand the nature and risks of investing in the fund. You are advised to read it so you can make an informed decision about whether to invest.

## OBJECTIVES AND INVESTMENT POLICY

|                            |   |   |  |
|----------------------------|---|---|--|
| <b>Objective</b>           | To grow capital over a five year period.<br><br>There is no guarantee that the fund will achieve a positive return over a five-year period or any other time period and your capital is at risk.  |   |  |
| <b>Investment policy</b>   | <b>What the fund invests in</b>   | <ul style="list-style-type: none"><li>• At least 80% in shares of US companies, either directly or indirectly through derivatives.</li><li>• Up to 20% in shares, or derivatives of shares, of companies in other countries, bonds, cash, near cash, other transferable securities, other funds (up to 10%) managed by Artemis and third party funds, and money market instruments.</li></ul>   |  |
|                            | <b>Use of derivatives</b>   | <p>The fund may use derivatives:</p> <ul style="list-style-type: none"><li>• for investment purposes to achieve the fund objective, including taking long and short positions</li><li>• to produce additional income or growth</li><li>• for efficient portfolio management purposes to reduce risk and manage the fund efficiently</li><li>• to create leverage.</li></ul>   |  |
|                            | <b>Industries the fund invests in</b>   | <ul style="list-style-type: none"><li>• Any</li></ul>   |  |
|                            | <b>Other limitations specific to this fund</b>  | <ul style="list-style-type: none"><li>• Total derivatives (longs plus shorts) are likely to represent a significant proportion of the fund’s gross exposure to companies, which will typically lie in a range of +100% to +200% of net asset value.</li><li>• Net exposure (longs minus shorts) to companies will typically lie in the range of +85% to +110% depending on market conditions.</li><li>• A significant proportion of the fund will be held in cash due to the level of derivative use.</li><li>• To allow the fund to manage counterparty risk, it may also invest its cash in government bonds, generally of less than one year maturity.</li></ul> |  |
| <b>Investment strategy</b> | <ul style="list-style-type: none"><li>• The fund is actively managed.</li><li>• The manager uses multiple sources of information, both to generate ideas and to assist in validating and testing candidate companies for investment. This is complemented by techniques such as data mining (examining large databases of information) and financial analysis.</li><li>• External research is also used in order to tap into knowledge already available and to look for different views.</li><li>• The manager carries out a significant amount of analysis of wider economic trends is carried out in order to understand cyclical and long-term trends and the outlook.</li><li>• The manager derives alpha by seeking to exploit market inefficiencies by buying shares in companies believed to be undervalued and by shorting shares believed to be overvalued.</li></ul> |   |  |
| <b>Benchmarks</b>          | <ul style="list-style-type: none"><li>• S&amp;P 500 TR<br/>A widely-used indicator of the performance of 500 large publicly-traded US companies, some of which the fund invests in. It acts as a ‘comparator benchmark’ against which the fund’s performance can be compared. Management of the fund is not restricted by this benchmark.</li><li>• IA North America NR<br/>A group of other asset managers’ funds that invest in similar asset types as this fund, collated by the Investment Association. It acts as a ‘comparator benchmark’ against which the fund’s performance can be compared. Management of the fund is not restricted by this benchmark.</li></ul>   |   |  |
| <b>Other information</b>   | <ul style="list-style-type: none"><li>• Dealing frequency: Open Monday to Friday except on UK public holidays. Instructions received before 12 noon UK time will be processed at 12 noon on the same day.</li><li>• Distribution policy: This is an accumulation class. Income received is reinvested in the value of the fund.</li></ul>   |   |  |

## RISK AND REWARD PROFILE



- The fund is in the category shown due to historic volatility (how much and how quickly the value of shares in the fund may have risen and fallen in the past due to movements in markets, currencies and interest rates). It may not be a reliable indication of the future risk profile of the fund.
- The risk category has been calculated using historic data and may not be a reliable indicator of the fund's future risk profile.
- A risk indicator of “1” does not mean that the investment is “risk free”.

### The risk indicator may not fully take into account the following risks and the following may affect fund performance:

- Market volatility risk:** The value of the fund and any income from it can fall or rise because of movements in stockmarkets, currencies and interest rates, each of which can move irrationally and be affected unpredictably by diverse factors, including political and economic events.
- Currency risk:** The fund's assets may be priced in currencies other than the fund base currency. Changes in currency exchange rates can therefore affect the fund's value.
- Derivatives risk:** The fund may invest in derivatives with the aim of profiting from falling ('shorting') as well as rising prices. Should the asset's value vary in an unexpected way, the fund value will reduce.
- Cash risk:** The fund may hold a large amount of cash. If it does so when markets are rising, the fund's returns could be less than if the cash was fully invested in other types of assets.

Please refer to the fund's prospectus for full details of these and other risks which are applicable to this fund.

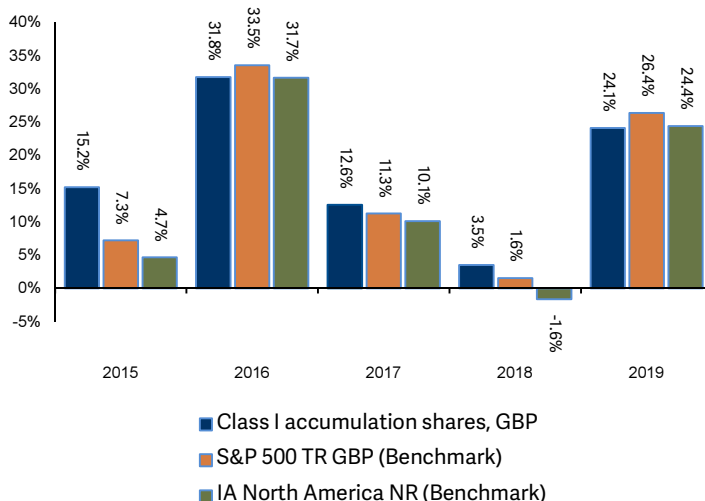
## CHARGES FOR THE FUND

| One-off charges taken before or after you invest  |        |
|---|--------|
| Entry charge  | None   |
| Exit charge   | None   |
| <b>This is the maximum that might be taken out of your money before it is invested or before the proceeds of your investment are paid out.</b>  |        |
| Charges taken from the fund over a year   |        |
| Ongoing charge  | 0.890% |
| Charges taken from the fund under certain specific conditions   |        |
| Performance fee   |        |
| 20.00% of the share class outperformance against the S&P 500 TR GBP. See the prospectus for more details. In the fund's last financial year the actual performance fee was 0.00% of the fund. |        |

- The charges you pay are used to pay the costs of running the fund, including the costs of marketing and distributing it. The charges reduce the potential growth of your investment.
- The ongoing charges figure is an estimate rather than a historic figure because this better reflects the expected future charges. The charges may vary from year to year. The exact charges made for each financial year are contained in the fund's annual report.
- The benchmark used to calculate the performance fee is provided by an administrator on the ESMA register of benchmarks which includes details of all authorised, registered, recognised and endorsed EU and third country benchmark administrators together with their regulator.
- The annual management charge is taken from income.

For more information about charges, please see the fund's prospectus, which is available at [www.artemisfunds.com](http://www.artemisfunds.com) or [www.fundinfo.com](http://www.fundinfo.com).

## PAST PERFORMANCE



- Past performance is net of all charges except any costs incurred when investors buy or sell the fund.
- This class may have charges or a hedging approach different from those in the IA sector benchmark.
- How the fund has performed in the past is not a guide to how it will perform in the future.
- Performance is calculated in sterling.
- Fund launch date: 19 September 2014.
- Class launch date: 19 September 2014.

## PRACTICAL INFORMATION

**Depository:** J.P. Morgan Europe Limited.

**Further information:** Can be obtained from the fund's prospectus and the latest annual and half-yearly reports. The documents are in English and are available free of charge. These can be found, along with other information such as the price of the fund's classes by contacting Artemis or visiting [www.fundinfo.com](http://www.fundinfo.com).

**Sub-fund assets:** The assets of each sub-fund belong exclusively to it and are not available to meet the liabilities of any other sub-fund or Artemis Investment Funds ICVC.

**Remuneration policy:** Information about Artemis' remuneration policy is available at [www.artemisfunds.com](http://www.artemisfunds.com); a paper copy is available free of charge on request.

**Tax legislation:** UK tax legislation that applies to the fund may have an impact on your personal tax position.

**Liability:** Artemis Fund Managers Limited may be held liable solely on the basis of any statement contained in this document that is misleading, inaccurate or inconsistent with the relevant parts of the prospectus for the fund.

**Glossary:** For more information about some of the terms used in this document, please visit [www.artemisfunds.com/glossary](http://www.artemisfunds.com/glossary).

**Switches:** Subject to any restrictions on the eligibility of investors for a particular class, you can switch your investments between funds or classes in the Artemis range. For further information, please refer to the prospectus or contact Artemis.

**Additional information for investors in and from Switzerland:** The prospectus, the key investor information, the articles of incorporation and the annual and semi-annual reports are available free of charge from the Swiss Representative and Paying Agent, RBC Investor Services Bank S.A., Esch-sur-Alzette, Zurich Branch, Bleicherweg 7, CH-8027 Zurich.

**Contact Artemis:** Visit [www.artemisfunds.com](http://www.artemisfunds.com) or call 0800 092 2051 (from UK) or +441268 445 401.

**Authorisation and regulation:** The fund is authorised in the UK by the Financial Conduct Authority. Artemis Fund Managers Limited is authorised and regulated in the UK by the Financial Conduct Authority.

This key investor information document is accurate as at 30 April 2020.



# Key Investor Information



This document provides you with key investor information about this fund. It is not marketing material. The information is required by law to help you understand the nature and the risks of investing in this fund. You are advised to read it so you can make an informed decision about whether to invest.

## Baillie Gifford Japanese Fund - Class B Shares

Accumulation Shares - ISIN GB0006011133 (also representative of Income Shares ISIN GB0006010945)

This Fund is a sub-fund of Baillie Gifford Overseas Growth Funds ICVC which is an Investment Company with Variable Capital. Baillie Gifford & Co Limited is the Authorised Corporate Director of the Fund and is wholly owned by Baillie Gifford & Co.

### Objectives and investment policy

#### Objective

- The Fund aims to outperform (after deduction of costs) the TOPIX, as stated in Sterling, by at least 1.5% per annum over rolling five-year periods.

#### Policy

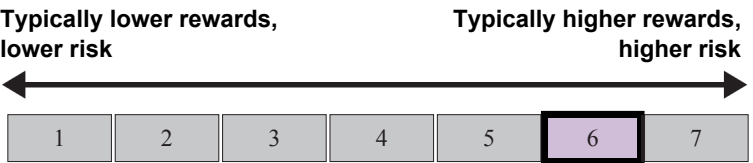
- The Fund will invest at least 90% in shares of Japanese companies of any size and in any sector.
- Japanese companies are companies which are listed, incorporated, domiciled or conduct a significant portion of their business in Japan.
- The Fund will be actively managed.

#### Other Information

- You can sell some or all of your shares on any business day in the United Kingdom by contacting our Dealing Department by phone or post. Where properly completed documentation is received by post, shares will be sold at the next valuation point following receipt of the instruction.
- For Accumulation shares income will be re-invested. No further shares will be purchased but the reinvestment will be reflected in the price of your existing accumulation shares. You are, however, deemed to have received the income for tax purposes.
- For Income shares any income due to you will be paid into your bank or building society account, paid on the dates specified in the Prospectus.
- For further explanation and information see the investment objective and policy section of the Prospectus, which is available by contacting us.
- Recommendation: this Fund may not be appropriate for investors who plan to withdraw their money within five years.

### Risk and reward profile

The Risk and Reward Indicator table demonstrates where the Fund ranks in terms of its potential risk and reward. The higher the rank the greater the potential reward but the greater the risk of losing money. It is based on past data, may change over time and may not be a reliable indication of the future risk profile of the Fund. The shaded area in the table below shows the Fund's ranking on the Risk and Reward Indicator.



- Please note that even the lowest risk class can lose you money and that extreme adverse market circumstances can mean you suffer severe losses in all cases.
- The Fund is classified in the category above because it invests in company shares which generally provide higher rewards and higher risks than other investments such as bonds or cash.
- The indicator does not take into account the following relevant material risks:
  - Investment markets can go down as well as up and market conditions can change rapidly. The value of an investment in the Fund, and any income from it, can fall as well as rise and you may not get back the amount invested.
  - The Fund has exposure to a foreign currency and changes in the rates of exchange will cause the value of any investment, and income from it, to fall as well as rise and you may not get back the amount invested.
  - Custody of assets involves a risk of loss if the custodian becomes insolvent or breaches duties of care.
  - The Fund's exposure to a single market and currency may increase share price movements.
  - Where possible, charges are taken from the Fund's revenue. Where there is insufficient revenue, the remainder will be taken from capital. This will reduce the capital value of the Fund.
  - The process for the UK to exit the European Union introduces elements of political uncertainty and may have practical consequences for the Fund. Developments will be closely monitored.
  - Infectious viruses may pose significant threats to human health and may be highly disruptive to global economies and markets. The economic and market disruptions caused by infectious viruses could impact the value of the investments of a Fund.

## Charges

The charges you pay are used to pay the costs of running the Fund, including the costs of marketing and distributing it. These charges reduce the potential growth of your investment.

### One-off charges taken before or after you invest

|              |       |
|--------------|-------|
| Entry charge | 0.00% |
| Exit charge  | 0.00% |

These are the maximum charges that we might take out of your money before it is invested and before we pay out the sale proceeds of your investment. In some cases, you might pay less and you should speak to your financial adviser about this.

### Charges taken from the Fund over a year

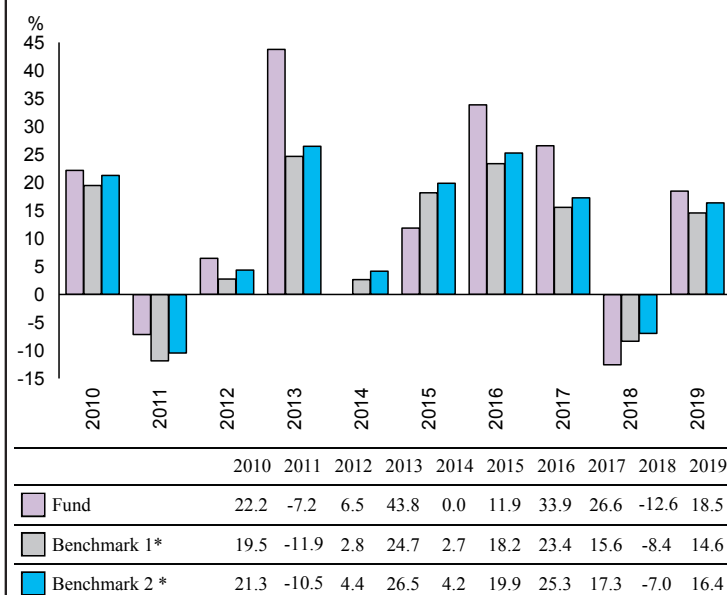
|                 |       |
|-----------------|-------|
| Ongoing charges | 0.62% |
|-----------------|-------|

### Charges taken from the Fund under specific conditions

|                 |      |
|-----------------|------|
| Performance fee | NONE |
|-----------------|------|

- The ongoing charges figure is based on the last year's expenses and may vary from year to year. It excludes the costs of buying or selling assets for the Fund (unless these assets are shares of another fund).
- For the ongoing charges, the figure is for Accumulation shares and is at 30/04/2020.
- Portfolio transaction costs, which are not included in the calculation of the ongoing charges figure but are incurred by the Fund when buying or selling investments, may have an impact on performance and are paid from the assets of the Fund.
- The Fund's annual report for each financial year will include detail on the exact charges made.
- You can find further details about the charges in Part 5 of the Prospectus.

## Past performance



Source: FE fundinfo 2020

- You should be aware that past performance is not a guide to future performance.
- Fund launch date: 08/10/1984.
- Share/unit class launch date: 02/08/1999.
- Performance is calculated in GBP.
- Performance is for Accumulation shares.
- Performance reflects the annual charge but excludes any initial charge paid.
- Performance figures are to 31 December each year.
- The Fund does not track the index.
- Source: FE and the relevant underlying index provider(s). For our legal notices and disclosures please visit [www.baillieghifford.com/disclaimers](http://www.baillieghifford.com/disclaimers)
- \* Benchmark 1 - TSE TOPIX
- \* Benchmark 2 - TSE TOPIX +1.5%

## Practical information

- The Fund's Depositary is NatWest Trustee & Depositary Services Limited.
- This document describes only one share class and other share classes are available. Further information on the Fund, the Prospectus and the latest annual and interim reports are available from Baillie Gifford or by visiting the website at [www.baillieghifford.com](http://www.baillieghifford.com). The remuneration policy, which includes details of (a) how remuneration and benefits are calculated and (b) the committee responsible for approving all remuneration policies within the firm, is also at the website address noted. All such documents are available in English, on paper and are free of charge on request.
- This Key Investor Information Document describes the Baillie Gifford Japanese Fund only. The Prospectus and the annual and interim reports and accounts are prepared for the whole ICVC.
- The Baillie Gifford Japanese Fund is a sub-fund of Baillie Gifford Overseas Growth Funds ICVC. The assets of the Fund are segregated from other sub-funds in the ICVC. This means that the assets of one sub-fund should not be used to meet the liabilities of another sub-fund.
- You can also find other information, including the Fund's latest prices, on our website.
- Tax laws in the United Kingdom may have an impact on your own tax position.
- You may at any time switch all or some of your shares in the Fund for shares in any fund of any of the Baillie Gifford ICVC(s).
- Baillie Gifford & Co Limited may be held liable solely on the basis of any statement contained in this document that is misleading, inaccurate or inconsistent with the relevant parts of the Prospectus for the Fund.
- To contact us please call Client Relations on 0800 917 2113 (fax 0131 275 3955), visit our website at [www.baillieghifford.com](http://www.baillieghifford.com) or email us at [trutenquiries@baillieghifford.com](mailto:trutenquiries@baillieghifford.com).
- Your call may be recorded for training or monitoring purposes.

# Non-UCITS retail scheme Key Investor Information

This document provides you with key investor information about this fund. It is not marketing material. The information is required by law to help you understand the nature and the risks of investing in this fund. You are advised to read it so you can make an informed decision about whether to invest.

## BMO UK Property Feeder Fund

Share Class: 2 Acc, (ISIN GB00BWZMHM55).  
This Fund is managed by BMO Fund Management Ltd.

### Objectives and investment policy

The investment objective of the Fund is to provide income and capital growth.

The Fund will invest all or substantially all of its assets in the shares of the BMO UK Property Fund ICVC. To the extent that the Fund is not fully invested in the BMO UK Property Fund ICVC the Fund will hold its remaining assets in cash. The BMO UK Property Fund ICVC is a property authorised investment fund which invests mainly in a diversified portfolio of commercial property.

Any income earned by this unit class will be reinvested back into the unit class to grow the value of your investment.

There is no minimum holding period for this Fund. However, it may not be appropriate for investors who plan to withdraw their money in under 5 years.

You may buy or sell units daily on demand (but not weekends or UK bank holidays or other days when the Fund is not open for dealing). Orders to buy or sell must be received by 12 noon (UK time) to receive the price calculated at that day's valuation point.

### Risk and reward profile

Historical data may not be a reliable indicator of the Fund's future risk and reward profile. The value of your investment may fall as well as rise.

You need to be aware of the following risks before investing:

**Property Risk:** the value of such investments is likely to reflect valuations of property assets as determined by professional valuers. Such valuations are the opinion of the valuer at a particular time, may not be supported by recent transactions and are liable to revision, up or down.

**Fund Liquidity Risk:** the ability of the Fund to meet redemptions within normal settlement terms depends on the readily realisable assets held in the Fund. If properties have to be sold quickly this could result in lower prices being obtained for them.

**Liquidity Risk:** the ability to buy and sell assets at a favourable price may be affected by a low level of counterparties willing to enter into a transaction with the Fund.

**Restricted Diversification:** investments are concentrated in direct property in the UK. These investments are limited to a relatively narrow segment of the economy. Performance may differ in direction and degree from that of the stock market.

## Charges

The charges you pay are used to pay the costs of running the Fund, including the costs of marketing and distributing it. These charges reduce the potential growth of your investment.

### One-off charges taken before or after you invest

|              |       |
|--------------|-------|
| Entry charge | 0.00% |
| Exit charge  | 0.00% |

These are the maximum charges that we might take out of your money before it is invested and before we pay out the sale proceeds of your investment. In some cases, you might pay less and you should speak to your financial adviser about this.

### Charges taken from the Fund over a year

|                 |       |
|-----------------|-------|
| Ongoing charges | 0.86% |
|-----------------|-------|

### Charges taken from the Fund under specific conditions

|                 |      |
|-----------------|------|
| Performance fee | NONE |
|-----------------|------|

The ongoing charges figure is based on the last year's expenses and may vary from year to year. It excludes the costs of buying or selling assets for the Fund (unless these assets are shares of another fund).

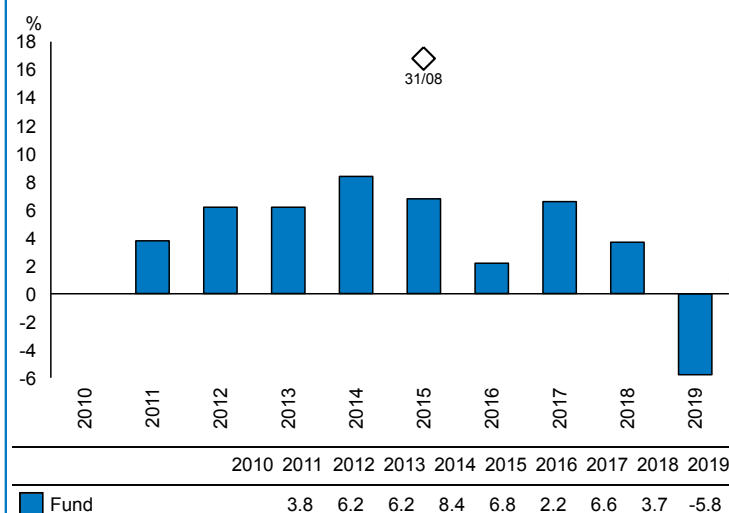
The ongoing charges figure is at 30/11/2019

It excludes:

- Performance fees
- Portfolio transaction costs, except in the case of an entry/exit charge paid by the UCITS when buying or selling units in another collective investment undertaking.

For more information about charges, please see the section entitled Fees and Expenses in the Fund's prospectus, which is available at [www.bmogam.com](http://www.bmogam.com).

## Past performance



You should be aware that past performance is not a guide to future performance.

Fund launch date: 01/09/2015.

Share/unit class launch date: 01/09/2015.

Performance is calculated in GBP.

◇ Past performance until this date includes some simulated data or data for another share/unit class with similar characteristics.

The chart shows how much the Fund increased or decreased in value as a percentage in each year, net of charges (excluding entry charge), and net of tax.

## Practical information

This document is issued by BMO Fund Management Limited (trading name BMO Global Asset Management).

The Trustee for the Fund is State Street Trustees Limited.

You can obtain further information about the Fund, copies of the prospectus, annual report and accounts and half-yearly reports and accounts, free of charge, from Retail Sales Support, BMO Global Asset Management, 6th Floor, Quatermile4, 7a Nightingale Way, Edinburgh EH3 9EG, telephone: Sales Support on 0800 085 0383, email: [sales.support@bmogam.com](mailto:sales.support@bmogam.com). They are also available electronically at [www.bmogam.com](http://www.bmogam.com). These documents are each available in English.

The Fund is a single fund authorised Unit Trust.

Details of the up to date remuneration policy including but not limited to a description of how remuneration and benefits are calculated will be available on [www.bmogam.com](http://www.bmogam.com) when and in so far as available.

Other practical information, including the latest published price, is available on our website [www.bmogam.com](http://www.bmogam.com).

The tax legislation of the United Kingdom may have an impact upon your own personal tax position depending on your country of residence. BMO Fund Management Limited may be held liable solely on the basis of any statement contained in this document that is misleading, inaccurate or inconsistent with the relevant parts of the prospectus for the Fund.

# Key Investor Information

This document provides you with key investor information about this fund. It is not marketing material. The information is required by law to help you understand the nature and the risks of investing in this fund. You are advised to read it so you can make an informed decision about whether to invest.

## Emerging Markets Fund

a sub-fund of Fidelity Institutional Funds

W Accumulation Shares (ISIN: GB00B9SMK778)

This fund is managed by FIL Investment Services (UK) Limited

### Objectives and Investment Policy

- The fund aims to increase the value of your investment over a period of 5 years or more.
- The fund will invest at least 70% in companies in countries experiencing higher levels of economic growth within Africa, the Indian sub-continent, Latin America, East and South East Asia, Central and Eastern Europe (including Russia) and the Middle East. This includes countries considered to be emerging markets as determined by the investment manager at its sole discretion.
- Emerging markets are countries progressing toward becoming advanced, usually shown by some development in financial markets, the existence of some form of stock exchange and a regulatory body.
- The companies will be either listed, incorporated, domiciled, or have significant business activities in the region.
- The remainder will be invested in companies outside of the region detailed above and in other investment types such as cash and derivatives.
- Derivatives are investments whose value is linked to another investment, or to the performance of a stock exchange or to some other variable factor, such as interest rates and used to reduce risk or transaction costs and/or to generate extra income or further increase the value of your investment.
- The fund is actively managed. The Investment Manager identifies suitable opportunities for the fund utilising in-house research and investment capabilities.
- The Investment Manager will, when selecting investments for the fund and for the purposes of monitoring risk, consider the MSCI Emerging Markets (Net Total Return) Index.
- The Investment Manager has a wide degree of freedom relative to the index and may take larger, or smaller, positions in companies, and/or may invest outside the index, to take advantage of investment opportunities. This means the fund's investments and therefore performance may vary significantly from the index.
- Income earned by the fund is paid into the fund and reflected by an increase in the value of each share.
- Shares can usually be bought and sold each business day of the fund.

### Risk and Reward Profile



- Historical data may not be a reliable indication for the future.
- The risk category shown is not guaranteed and may change over time.
- The lowest category does not mean a "risk free" investment.
- The risk and reward profile is classified by the level of historical fluctuation of the Net Asset Values of the share class, and within this classification, categories 1-2 indicate a low level of historical fluctuations, 3-5 a medium level and 6-7 a high level.
- The value of your investment may fall as well as rise and you may get back less than you originally invested.
- The fund may invest in instruments denominated in currencies other than the fund base currency. Changes in currency exchange rates can therefore affect the value of your investment.
- Currency hedging may be used which aims to reduce the effect of such changes. However, the effects may not be completely eliminated to the degree expected.
- Liquidity is a measure of how easily an investment can be converted into cash. Under certain market conditions assets may be more difficult to sell.
- Emerging markets may be more volatile and it could be harder to sell or trade securities. There may be less supervision, regulation and less well-defined procedures than in more developed countries. Emerging markets can be sensitive to political instability, which can result in greater volatility and uncertainty, subjecting the fund to the risk of losses.
- In some emerging markets, such as Russia, the safekeeping provisions for securities benefit from less governed standards.

## Charges for this fund (ISIN: GB00B9SMK778)

The charges you pay are used to pay the costs of running the fund, including the costs of marketing and distributing it. These charges reduce the potential growth of your investment.

### One-off charges taken before or after you invest

Entry charge N/A

Exit charge N/A

This is the maximum that might be taken out of your money before it is invested or before the proceeds of your investment are paid out.

### Charges taken from the fund over a year

Ongoing charges 0.97%

### Charges taken from the fund under certain specific conditions

Performance fee N/A

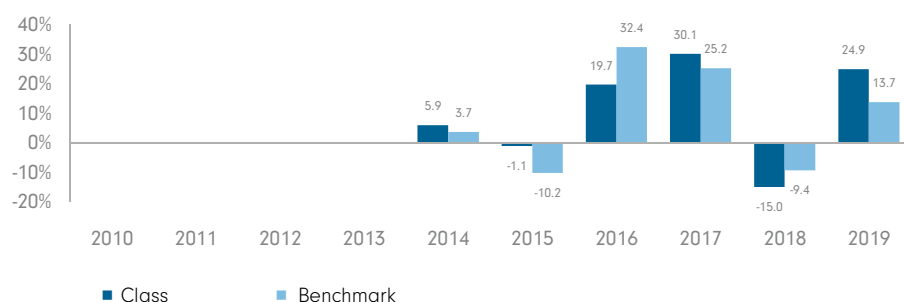
The entry and exit charges shown are maximum figures. In some cases you might pay less - you can find this out from your financial adviser / distributor.

The ongoing charges figure is based on expenses for the year ending 30/06/2020. This figure may vary from year to year. It excludes:

- performance fees (where applicable);
- portfolio transaction costs, except in the case of an entry/exit charge paid by the fund when buying or selling units in another collective investment undertaking.

For more information about charges, including the possibility that swing pricing may apply, please consult the most recent Prospectus.

## Past Performance



Past performance is not a guide to future performance results.

If any, the past performance shown takes into account the ongoing charges with exception of any applicable entry/exit charges.

The fund was launched on 28/07/1997. This class was launched on 13/05/2013. Past performance has been calculated in GBP.

The performance of the Benchmark is also included in the graph for comparative purposes.

If applicable, events in the fund's life which may have affected the performance history are highlighted as an '\*' in the chart, which may include changes to the fund's objective and details of such events can be found on our website or by requesting it from your appointed representative or your usual Fidelity contact. If applicable, the Investment Objective section shall refer to a benchmark and information on previous benchmarks may be found in the Annual Report and Accounts.

## Practical Information

- The depositary is J.P.Morgan Europe Limited.
- For more information, please consult the Prospectus and latest Reports and Accounts which can be obtained free of charge in English and other main languages from the Fund Manager, the distributors or online at any time.
- Details of the summary Remuneration Policy are available via <https://www.fil.com>. A paper copy can be obtained free of charge in English from the Fund Manager.
- The Net Asset Values per Share are available at the registered office of the Fund Manager. They are also published online at [www.fidelityinternational.com](http://www.fidelityinternational.com) where other information is available.
- The tax legislation in United Kingdom may have an impact on your personal tax position. For further details you should consult a tax advisor.
- This document describes a sub-fund and share class of Fidelity Institutional Funds (the 'investment company'). The Prospectus and Reports and Accounts are prepared for the entire investment company.
- FIL Investment Services (UK) Limited may be held liable solely on the basis of any statement contained in this document that is misleading, inaccurate or inconsistent with the relevant parts of the Prospectus for the investment company.
- The assets and liabilities of each sub-fund of Fidelity Institutional Funds are segregated by law so that assets of this sub-fund will not be used to pay liabilities of other sub-funds.
- More share classes are available for this investment company. Details can be found in the Prospectus.
- You have the right to switch from this share class into the same or possibly other share class types of this or another sub-fund. Details on switching rules can be found in the Prospectus.

Country in which this fund is authorised: United Kingdom. The Supervisory Authority is: Financial Conduct Authority.

Country in which FIL Investment Services (UK) Limited is authorised: United Kingdom. The Supervisory Authority is: Financial Conduct Authority.

This key investor information is accurate as at 21/09/2020.



## Key Investor Information

This document provides you with key investor information about this fund. It is not marketing material. The information is required by law to help you understand the nature and the risks of investing in this fund. You are advised to read it so you can make an informed decision about whether to invest.

## Franklin UK Equity Income Fund

**Class W (acc) • ISIN GB00B7DRD638** • A sub-fund of Franklin Templeton Funds  
The management company is Franklin Templeton Fund Management Limited

### Objectives and Investment Policy

Franklin UK Equity Income Fund's (the "Fund") primary aim is to generate an income that is higher than that of the FTSE All-Share Index, together with investment growth over a three to five-year period after all fees and costs are deducted.

The Fund invests at least two thirds (but typically significantly more) in the shares of companies listed on the London Stock Exchange. These companies are incorporated/domiciled in the UK or which have significant business operations in the UK.

The Fund can invest to a lesser extent in:

- equity securities of companies that are not included in the FTSE 100 Index
- other asset classes.

Typically, the number of holdings in the Fund will vary between 40 to 60 company shares and most of these will be the shares of large (such as those making up the FTSE 100 Index) companies

The Fund's managers try to help manage risk by making sure no single company share dominates the Fund's investments. Normally they try to keep shareholdings in any individual large company to no more than 5% of the Fund's total value, while a shareholding in any individual medium- and small-sized company would typically be no more than 2%.

The Fund can use derivatives for efficient portfolio management (managing the fund in a way that is designed to reduce risk or cost and/or generate extra income or growth).

You may request the sale of your shares on any UK business day.

The income received from the Fund's investments is accumulated and included in the value of the shares.

For further information on the Objectives and Investment Policy of the Fund, please refer to the "Investment Objectives and Policies of the Funds" section of the current prospectus of Franklin Templeton Funds.

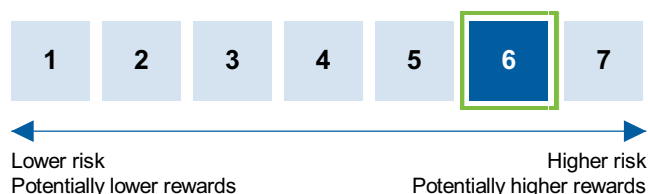
#### Terms to Understand

**Equity securities:** Securities that represent an ownership stake in a company.

**FTSE 100 Index:** This index comprises the 100 largest companies listed on the London Stock Exchange. The Index is used to assess the change in value of the securities which comprise it.

**FTSE All Share Index:** This index comprises almost every company listed on the London Stock Exchange and is generally considered to be the best performance measure of the overall London equity market.

### Risk and Reward Profile



#### What does this indicator mean and what are its limits?

This indicator is designed to provide you with a measure of the price movement of this share class based on historical behavior.

Historical data may not be a reliable indication of the future risk profile of the Fund. The category shown is not guaranteed to remain unchanged and may shift over time.

The lowest category does not mean risk free.

As the share class has no sufficient historical data available, simulated data based on a representative portfolio model or benchmark have been used

instead.

#### Why is the Fund in this specific category?

The Fund invests mainly in equity securities listed on the London Stock Exchange, but may to a lesser extent also invest in debt securities or convertible securities of UK issuers. Such securities have historically been subject to price movements due to company-specific factors and movements in the equity and fixed income markets of the UK generally. As a result, the performance of the Fund can fluctuate significantly over relatively short time periods.

#### Risks materially relevant not adequately captured by the indicator:

**Equity risk:** prices of equities may be affected by factors such as economic, political, market, and issuer-specific changes. Such changes may adversely affect the value of the equities regardless of company-specific performance.

For a full discussion of all the risks applicable to this Fund, please refer to the "Risk Factors" section of the current prospectus of Franklin Templeton Funds.

## Charges

The charges you pay are used to pay the costs of running the Fund, including the costs of marketing and distributing it. These charges reduce the potential growth of your investment.

### One-off charges taken before or after you invest

|   |                 |
|---|-----------------|
| <b>Entry charge</b>   | Not applicable* |
| <b>Exit charge</b>  | Not applicable  |
| <i>This is the maximum that might be taken out of your money before it is invested.</i> |                 |

### Charges taken from the Fund over a year

|                        |       |
|------------------------|-------|
| <b>Ongoing charges</b> | 0.53% |
|------------------------|-------|

### Charges taken from the Fund under certain specific conditions

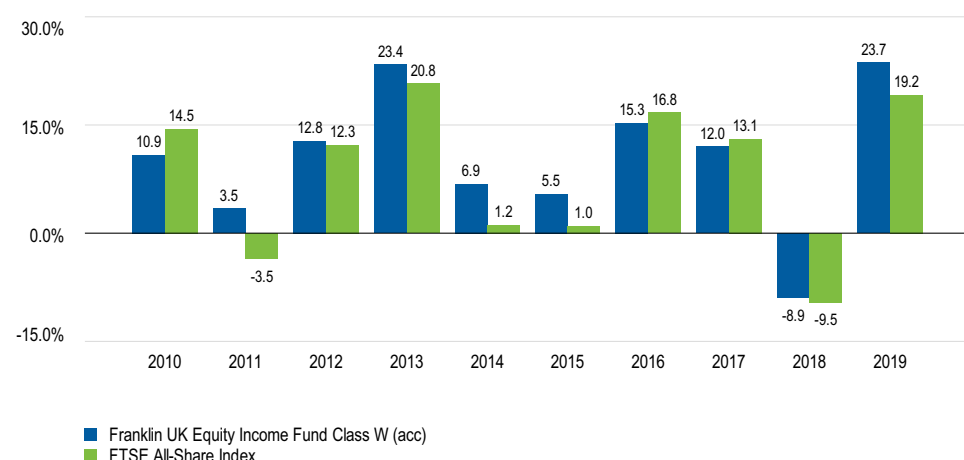
|                        |                |
|------------------------|----------------|
| <b>Performance fee</b> | Not applicable |
|------------------------|----------------|

\*This share class is only available through certain financial advisers which may apply their own charges. You may find more information about charges from your financial adviser.

The ongoing charges are based on the expenses for the year ending 31 December 2019. This figure may vary from year to year.

For detailed information about charges, please refer to the "Fees and Charges" section of the current prospectus of Franklin Templeton Funds.

## Past Performance



- Past performance is not a guide to future performance.
- The past performance shown here includes all the ongoing charges.
- Past performance is calculated in GBP
- The Fund was launched in 2011 and the present share class on 31/05/2012.
- We measure performance against the Fund's performance target the FTSE All-Share Index, as it is widely available and reflects investments in the UK stock market.

The Franklin UK Equity Income Fund was launched on 17/10/11 to receive the assets of Rensburg UK Equity Income Trust. Past performance from the start of the performance chart has been simulated and is based on mid-price of the Trust and from 17/10/11 up to the launch date of the share class has been simulated by taking the performance of another existing share class of the Fund, which does not differ materially in the extent of its participation in the assets of the Fund.

## Practical Information

- The Depositary of Franklin Templeton Funds is The Bank of New York Mellon (International) Limited.
- You can obtain further information about the Fund, copies of its prospectus and the latest annual and semi-annual reports of Franklin Templeton Funds from the website [www.franklintempleton.co.uk](http://www.franklintempleton.co.uk) or free of charge from Franklin Templeton Fund Management Limited, Cannon Place, 78 Cannon Street, London EC4N 6HL or your financial adviser. These documents are each available in English.
- The latest prices and other practical information on the Fund (including information about the other share classes of the Fund) are available from Franklin Templeton Fund Management Limited, Cannon Place, 78 Cannon Street, London EC4N 6HL or [www.franklintempleton.co.uk](http://www.franklintempleton.co.uk).
- Please note that the United Kingdom taxation regime may have an impact on your personal tax position. Please consult your financial or tax adviser before deciding to invest.
- Franklin Templeton Fund Management Limited may be held liable solely on

the basis of any statement contained in this document that is misleading, inaccurate or inconsistent with the relevant parts of the prospectus of the Fund.

- The present Fund is a sub-fund of Franklin Templeton Funds. The prospectus and the annual and semi-annual reports refer to all sub-funds of Franklin Templeton Funds. All Funds of Franklin Templeton Funds have segregated assets and liabilities. As a result, each Fund is operated independently from each other.
- You may exchange shares with another sub-fund of Franklin Templeton Funds as further described in the prospectus.
- The details of the up-to-date remuneration policy, including, but not limited to, a description of how remuneration and benefits are calculated, the identity of persons responsible for awarding the remuneration and benefits including the composition of the remuneration committee, are available at [www.franklintempleton.co.uk](http://www.franklintempleton.co.uk) and a paper copy can be obtained free of charge.

This Fund is authorised in the United Kingdom and is regulated by the Financial Conduct Authority. Franklin Templeton Fund Management Limited is authorised in the United Kingdom and is regulated by the Financial Conduct Authority. This key investor information is accurate as at 14/08/2020.

## ABSOLUTE RETURN FIXED INCOME FUND

Class I Acc GBP ISIN: GB00BGK8VR99  
Fund Currency: GBP Share Class Currency: GBP

**Janus Henderson**  
— INVESTORS —

A sub-fund of Janus Henderson UK & Europe Funds, a UK OEIC managed by Henderson Investment Funds Limited.

### Objective and investment policy

#### Objective

The Fund aims to provide a positive (absolute) return regardless of market conditions, over any 12 month period. A positive return is not guaranteed over this or any other time period, and particularly over the shorter term the Fund may experience periods of negative returns. Consequently your capital is at risk.

Performance target: To outperform the ICE Bank of America ML 3 month Sterling Government Bill Index by at least 2% per annum, before the deduction of charges, over any 5 year period.

#### Investment policy

The Fund invests at least 80% of its assets in a global portfolio of bonds of any quality, including high yield (non-investment grade) bonds and asset-backed and mortgage-backed securities, issued by governments or companies. The Fund may invest directly or via derivatives (complex financial instruments).

The Fund may also invest in other assets including bonds of other types from any issuer, preference shares, cash and money market instruments. In certain market conditions, the Fund may invest more than 35% of its assets in government bonds issued by any one body. The Fund will not invest more than 15% of its assets in high yield (non-investment grade) bonds and will never invest in bonds rated lower than B- or B3 (credit agency ratings), or if unrated deemed to be of a comparable quality by the investment manager.

The investment manager may use derivatives (complex financial instruments), including total return swaps, with the aim of making investment gains in line with the Fund's objective, to reduce risk, to manage the Fund more efficiently, or to generate additional capital or income for the Fund.

The Fund is actively managed with reference to the ICE Bank of America ML 3 month Sterling Government Bill Index as this forms the basis of the Fund's performance target. The investment manager has a high degree of freedom to choose individual investments for the Fund.

#### Strategy

The investment manager manages the Fund to act as a 'risk reducer', aiming to provide consistent positive absolute returns in excess of cash with low volatility and capital stability across economic and credit cycles. Exposure to shorter maturity investment grade bonds across global fixed income markets creates steady income generation which is balanced with tactical trades that aim to dampen overall volatility and take advantage of any market mispricing and dislocations. The Fund is benchmark agnostic seeking the best risk adjusted opportunities across sectors and countries.

**Distribution policy** The Fund offers accumulation shares (shares in which net income is retained within the price) and income shares (shares in which net income may be paid out to investors).

**Recommendation** This Fund may not be appropriate for investors who plan to withdraw their money within 5 years.

The Fund is designed to be used only as one component of several in a diversified investment portfolio. Investors should consider carefully the proportion of their portfolio invested into this Fund.

You can buy, sell or switch shares in the Fund on any business day, as defined in the Fund Prospectus.

For an explanation of some of the terms used in this document, please visit the glossary on our website at [www.janushenderson.com](http://www.janushenderson.com).

### Risk and reward profile



The value of an investment and any income from it can go up or down. When you sell your shares they may be worth less than you paid for them.

The risk/reward rating above is based on medium-term volatility. In the future, the Fund's actual volatility could be higher or lower and its rated risk/reward level could change.

The share class appears at 2 out of 7. Share classes in higher categories have shown greater and/or more frequent variations in net asset value in the past 5 years than those in lower categories. The lowest category does not mean risk free.

The rating does not reflect the possible effects of unusual market conditions or large unpredictable events. Under normal market conditions the following risks may apply:

**Default Risk** An issuer of a bond (or money market instrument) may become unable or unwilling to pay interest or repay capital to the Fund. If this happens or the market perceives this may happen, the value of the bond will fall.

**Interest Rates** When interest rates rise (or fall), the prices of different securities will be affected differently. In particular, bond values generally fall when interest rates rise. This risk is generally greater the longer the maturity of a bond investment.

**Prepayment and Extension** Callable debt securities, such as some asset-backed or mortgage-backed securities (ABS/MBS), give issuers the right to repay capital before the maturity date or to extend the maturity. Issuers may exercise these rights when favourable to them and as a result the value of the fund may be impacted.

**Derivatives and Leverage** The Fund may use derivatives towards the aim of achieving its investment objective. This can result in 'leverage', which can magnify an investment outcome and gains or losses to the Fund may be greater than the cost of the derivative. Derivatives also introduce other risks, in particular, that a derivative counterparty may not meet its contractual obligations.

**Exchange Rates** If the Fund holds assets in currencies other than the base currency of the Fund or you invest in a share class of a different currency to the Fund (unless 'hedged'), the value of your investment may be impacted by changes in exchange rates.

**Currency Hedging** When the Fund, or a hedged share class, seeks to mitigate exchange rate movements of a currency relative to the base currency, the hedging strategy itself may create a positive or negative impact to the value of the Fund due to differences in short-term interest rates between the currencies.

**Liquidity** Securities within the Fund could become hard to value or to sell at a desired time and price, especially in extreme market conditions when asset prices may be falling, increasing the risk of investment losses.

**Counterparties** The Fund could lose money if a counterparty with which it trades becomes unwilling or unable to meet its obligations to the Fund. For more information please see the Fund Prospectus.

## Charges

The charges you pay are used to pay the costs of running the Fund, including the costs of managing and distributing it. These charges reduce the potential growth of your investment.

If you invest through a third party provider you are advised to consult them directly as charges, performance and terms and conditions may differ materially to those shown in this document.

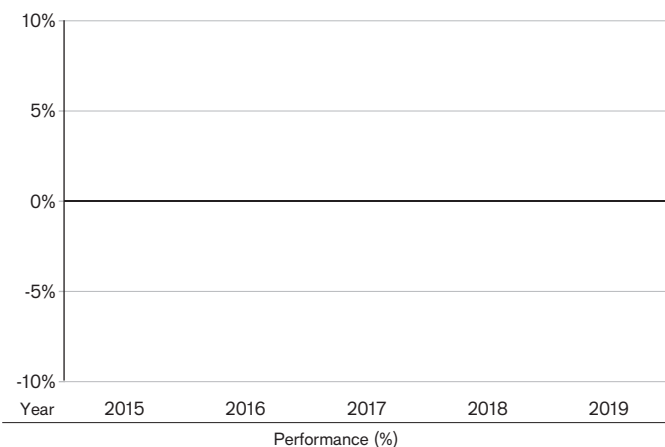
### One-off charges taken before or after you invest\*

|              |       |
|--------------|-------|
| Entry Charge | 0.00% |
|--------------|-------|

|             |         |
|-------------|---------|
| Exit Charge | 0.00%** |
|-------------|---------|

\* The charges shown are maximum figures. In some cases you may pay less.

## Past performance



\*\* Subject to a charge of up to 3.00% where the Manager suspects excessive trading by an investor (and specifically on subscriptions held for less than 90 days).

### Charges taken from the Fund over a year

|                 |       |
|-----------------|-------|
| Ongoing Charges | 0.56% |
|-----------------|-------|

The ongoing charges are based on last year's expenses for the year ending 30 June 2019. Ongoing charges may vary from year to year.

The figure for ongoing charges excludes portfolio transaction costs, except in the case of an initial charge paid by the Fund when buying shares or units in another fund.

For more information please see the Fund Prospectus.

The past performance is calculated in GBP.

The Fund and the share class were launched in February 2019.

Past performance is not a guide to future performance.

Insufficient data is available to provide past performance figures.

Please note that while the Fund aims to achieve its performance target before the deduction of charges, the chart and table illustrate the actual performance of the Share Class after the deduction of charges.

The Fund does not aim to track the performance of the index.

## Practical information

**Depositary:** NatWest Trustee and Depositary Services Limited.

**To obtain more information:** This Key Investor Information Document may not contain all the information you need.

For the last published price of shares in the Fund, or to obtain the annual/semi-annual report, please visit [www.janushenderson.com](http://www.janushenderson.com). Documents are available free of charge in English and certain other languages. For a free copy of the Fund's Prospectus please contact the registered office of the Fund at 201 Bishopsgate, London EC2M 3AE, UK or your local representative office.

**Tax:** Investors should note that the tax legislation that applies to the Fund may have an impact on the personal tax position of their investment in the Fund.

Contact your adviser to discuss tax treatment, suitability of this investment, and other questions.

**Notices:** Henderson Investment Funds Limited may be held liable solely on the basis of any statement contained in this document that is misleading, inaccurate or inconsistent with the relevant parts of the prospectus for the Fund.

The assets of each sub-fund are segregated, meaning that each sub-fund is insulated from any losses or claims associated with the other sub-funds.

**To place transaction orders:** You can place orders to buy, sell or switch shares of this Fund by contacting your advisor or distributor, or us directly at Janus Henderson Investors, PO BOX 9023, Chelmsford CM99 2WB or by calling our Investor Services team on 0800 832 832.

Further information about dealing, other share classes of this Fund or other funds in this OEIC may be obtained by visiting [www.janushenderson.com](http://www.janushenderson.com) or found in the Fund's prospectus.

The Fund is authorised in the UK and regulated by the Financial Conduct Authority ("FCA"). Henderson Investment Funds Limited is authorised in the UK and regulated by the FCA.

The details of the up-to-date remuneration policy of the Manager are available at [www.janushenderson.com](http://www.janushenderson.com). A paper copy of the remuneration policy will be made available free of charge upon request. These include a description of how pay and benefits are worked out and the people or committee members responsible for awarding them.

*This Key Investor Information is accurate as at 24 August 2020.*

## STRATEGIC BOND FUND

Class I Acc ISIN: GB0007533820  
Fund Currency: GBP Share Class Currency: GBP

**Janus Henderson**  
— INVESTORS —

A sub-fund of Janus Henderson UK & Europe Funds, a UK OEIC managed by Henderson Investment Funds Limited.

### Objective and investment policy

#### Objective

The Fund aims to provide a return, from a combination of income and capital growth over the long term.

Performance target: To outperform the IA Sterling Strategic Bond sector average, after the deduction of charges, over any 5 year period.

#### Investment policy

The Fund invests in a global portfolio of bonds of any quality, including high yield (non-investment grade) bonds, issued by governments or companies. Where investments are made in assets in currencies other than the base currency of the Fund, the Fund will seek to hedge those assets back to the base currency to remove the risk of currency exchange rate movements.

The Fund may also hold other assets including bonds of other types from any issuer, preference shares, cash and money market instruments. In certain market conditions, the Fund may invest more than 35% of its assets in government bonds issued by any one body.

The investment manager may use derivatives (complex financial instruments), including total return swaps, with the aim of making investment gains in line with the Fund's objective, to reduce risk or to manage the Fund more efficiently.

The Fund is actively managed with reference to the IA Sterling Strategic Bond sector average, which is based on a peer group of broadly similar funds, as this forms the basis of the Fund's performance target. The investment manager has complete freedom to choose individual investments for the Fund and to vary allocations between different types of bonds.

#### Strategy

The investment manager follows a flexible strategy that seeks to deliver total returns (capital appreciation and income) from investments across the entire spectrum of fixed income assets. Using careful macroeconomic research and credit analysis, the portfolio managers actively vary the allocation to different types of bonds to suit the prevailing economic environment.

**Distribution policy** The Fund offers accumulation shares (shares in which net income is retained within the price) and income shares (shares in which net income may be paid out to investors).

**Recommendation** This Fund may not be appropriate for investors who plan to withdraw their money within 5 years.

The Fund is designed to be used only as one component of several in a diversified investment portfolio. Investors should consider carefully the proportion of their portfolio invested into this Fund.

You can buy, sell or switch shares in the Fund on any business day, as defined in the Fund Prospectus.

**For an explanation of some of the terms used in this document, please visit the glossary on our website at [www.janushenderson.com](http://www.janushenderson.com).**

### Risk and reward profile

|                            |   |   |                             |   |   |   |
|----------------------------|---|---|-----------------------------|---|---|---|
| ♦ Potentially lower reward |   |   | Potentially higher reward ♦ |   |   |   |
| ♦ Lower risk               |   |   | Higher risk ♦               |   |   |   |
| 1                          | 2 | 3 | 4                           | 5 | 6 | 7 |

The value of an investment and any income from it can go up or down. When you sell your shares they may be worth less than you paid for them.

The risk/reward rating above is based on medium-term volatility. In the future, the Fund's actual volatility could be higher or lower and its rated risk/reward level could change.

The share class appears at 4 out of 7. Share classes in higher categories have shown greater and/or more frequent variations in net asset value in the past 5 years than those in lower categories. The lowest category does not mean risk free.

The rating does not reflect the possible effects of unusual market conditions or large unpredictable events. Under normal market conditions the following risks may apply:

**Default Risk** An issuer of a bond (or money market instrument) may become unable or unwilling to pay interest or repay capital to the Fund. If this happens or the market perceives this may happen, the value of the bond will fall.

**Interest Rates** When interest rates rise (or fall), the prices of different securities will be affected differently. In particular, bond values generally fall when interest rates rise. This risk is generally greater the longer the maturity of a bond investment.

**High Yield Bonds** The Fund invests in high yield (non-investment grade) bonds and while these generally offer higher rates of interest than investment grade bonds, they are more speculative and more sensitive to adverse changes in market conditions.

**Country or Region** If a Fund has a high exposure to a particular country or geographical region it carries a higher level of risk than a Fund which is more broadly diversified.

**Derivatives and Leverage** The Fund may use derivatives towards the aim of achieving its investment objective. This can result in 'leverage', which can magnify an investment outcome and gains or losses to the Fund may be greater than the cost of the derivative. Derivatives also introduce other risks, in particular, that a derivative counterparty may not meet its contractual obligations.

**Currency Hedging** When the Fund, or a hedged share class, seeks to mitigate exchange rate movements of a currency relative to the base currency, the hedging strategy itself may create a positive or negative impact to the value of the Fund due to differences in short-term interest rates between the currencies.

**Liquidity** Securities within the Fund could become hard to value or to sell at a desired time and price, especially in extreme market conditions when asset prices may be falling, increasing the risk of investment losses.

**Charges to Capital** Some or all of the ongoing charges may be taken from capital, which may erode capital or reduce potential for capital growth.

**Counterparties** The Fund could lose money if a counterparty with which it trades becomes unwilling or unable to meet its obligations to the Fund. For more information please see the Fund Prospectus.



## Charges

The charges you pay are used to pay the costs of running the Fund, including the costs of managing and distributing it. These charges reduce the potential growth of your investment.

If you invest through a third party provider you are advised to consult them directly as charges, performance and terms and conditions may differ materially to those shown in this document.

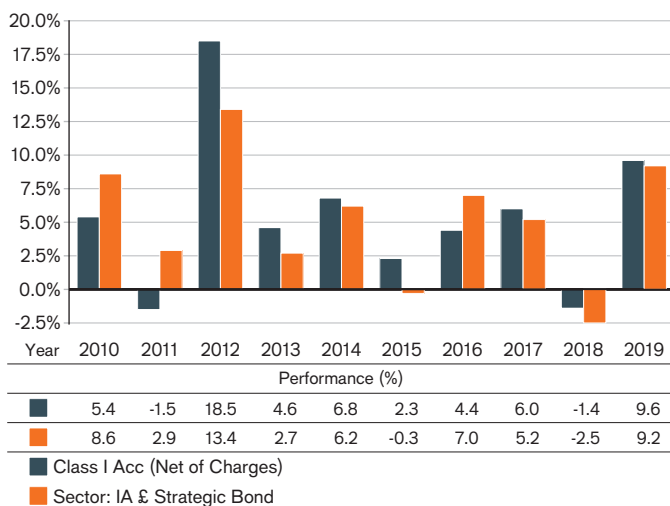
### One-off charges taken before or after you invest\*

**Entry Charge** 0.00%

**Exit Charge** 0.00%\*\*

\* The charges shown are maximum figures. In some cases you may pay less.

## Past performance



\*\* Subject to a charge of up to 3.00% where the Manager suspects excessive trading by an investor (and specifically on subscriptions held for less than 90 days).

### Charges taken from the Fund over a year

**Ongoing Charges** 0.68%

The ongoing charges are based on last year's expenses for the year ending 30 June 2019. Ongoing charges may vary from year to year.

The figure for ongoing charges excludes portfolio transaction costs, except in the case of an initial charge paid by the Fund when buying shares or units in another fund.

For more information please see the Fund Prospectus.

The past performance is calculated in GBP.

The Fund was launched in October 1986 and the share class was launched in May 2000.

Past performance is not a guide to future performance.

The past performance shown in the chart takes into account all charges except one-off charges.

The Fund does not aim to track the performance of the index.

## Practical information

**Depository:** NatWest Trustee and Depository Services Limited.

**To obtain more information:** This Key Investor Information Document may not contain all the information you need.

For the last published price of shares in the Fund, or to obtain the annual/semi-annual report, please visit [www.janushenderson.com](http://www.janushenderson.com). Documents are available free of charge in English. For a free copy of the Fund's prospectus please contact the registered office of the Fund at 201 Bishopsgate, London EC2M 3AE, UK.

**Tax:** Investors should note that the tax legislation that applies to the Fund may have an impact on the personal tax position of their investment in the Fund.

Contact your adviser to discuss tax treatment, suitability of this investment, and other questions.

**Notices:** Henderson Investment Funds Limited may be held liable solely on the basis of any statement contained in this document that is misleading, inaccurate or inconsistent with the relevant parts of the prospectus for the Fund.

The assets of each sub-fund are segregated, meaning that each sub-fund is insulated from any losses or claims associated with the other sub-funds.

**To place transaction orders:** You can place orders to buy, sell or switch shares of this Fund by contacting your advisor or distributor, or us directly at Janus Henderson Investors, PO BOX 9023, Chelmsford CM99 2WB or by calling our Investor Services team on 0800 832 832.

Further information about dealing, other share classes of this Fund or other funds in this OEIC may be obtained by visiting [www.janushenderson.com](http://www.janushenderson.com) or found in the Fund's prospectus.

The Fund is authorised in the UK and regulated by the Financial Conduct Authority ("FCA"). Henderson Investment Funds Limited is authorised in the UK and regulated by the FCA.

The details of the up-to-date remuneration policy of the Manager are available at [www.janushenderson.com](http://www.janushenderson.com). A paper copy of the remuneration policy will be made available free of charge upon request. These include a description of how pay and benefits are worked out and the people or committee members responsible for awarding them.

*This Key Investor Information is accurate as at 11 September 2020.*



# Key Investor Information

This document provides you with key investor information about this Fund. It is not marketing material. The information is required by law to help you understand the nature and the risks of investing in this Fund. You are advised to read it so you can make an informed decision about whether to invest.

## JPM Global Macro Opportunities Fund C - Net Accumulation a Share Class of JPM Global Macro Opportunities Fund a Fund of JPMorgan Fund ICVC

ISIN GB00B4WKYF80

The Authorised Corporate Director ("ACD") is JPMorgan Funds Limited

### Objective and Investment Policy

**Investment Objective:** To provide positive investment returns over a rolling 3 year period in all market conditions by investing in securities globally, using financial derivative instruments where appropriate. A positive return is not guaranteed over this or any time period and a capital loss may occur.

**Investment Approach:**

- ▶ Investment process based on macroeconomic research to identify global investment themes and opportunities.
- ▶ Flexible and focused approach to take advantage of global trends and changes through traditional and non-traditional assets.
- ▶ Fully integrated, risk management framework provides detailed portfolio analysis.

**Investment Policy:** The Investment Adviser uses an investment process based on macroeconomic research to identify global investment themes and opportunities. The Investment Adviser uses a flexible asset allocation approach, using a broad range of asset classes, instruments and techniques. Allocations may vary significantly and exposure to certain asset classes, markets, sectors or currencies may be concentrated from time to time, in response to market conditions and opportunities. The Fund is expected to have an annualised volatility of 10%.

The Investment Adviser will invest, directly or through the use of Financial Derivative Instruments (derivatives), in global Equity securities (including smaller capitalisation companies), Bonds, (including up to 100% in government and public securities, below investment grade and unrated debt securities), Commodity Index Instruments, currencies, Convertible Securities, collective investment schemes and cash and cash equivalents. Issuers of securities may be located in any country, including Emerging Markets.

The Investment Adviser may have net Long or net Short Position exposure to asset classes, industry sectors, markets and /or currencies depending upon market conditions and opportunities. This may result in

a net short position at the overall Fund level. Long Positions will be achieved directly or through the use of Financial Derivative Instruments, and Short Positions will be achieved via the use of Financial Derivative Instruments only.

The Fund may use Financial Derivative Instruments (derivatives) for investment purposes or Efficient Portfolio Management including hedging, where appropriate.

Although most of the non-Sterling securities will be hedged back into Sterling, the Investment Adviser will also use opportunities in the foreign exchange market to maximise returns.

The Fund may invest in China A-Shares via the China-Hong Kong Stock Connect Programmes.

**Portfolio Transaction Costs:** A consequence of this investment strategy is that the volume of transactions and, therefore, transaction costs, are material. Portfolio transaction costs are paid from the assets of the fund. They are additional to the charges set out in the Charges section. The chart in the Past Performance section shows the Fund's performance including portfolio transaction costs.

**Redemption and Dealing:** Shares of the Fund may be redeemed on demand, with dealing normally on a daily basis.

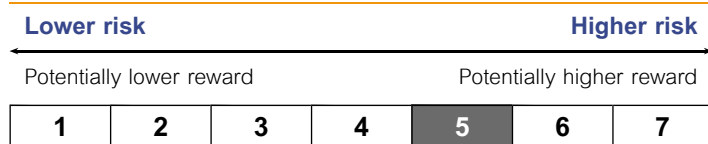
**Benchmark:** The benchmark of the Fund is ICE 1 Month GBP LIBOR.

The Fund is actively managed. The Benchmark is a performance comparator however the Fund will be managed without reference to its Benchmark. The Benchmark has been chosen as it reflects the investment strategy for the Fund.

**Distribution Policy:** This Share Class will reinvest income.

For an explanation of some of the terms used in this document, please visit the glossary on our website at [www.jpmorgan.co.uk/kiid-glossary](http://www.jpmorgan.co.uk/kiid-glossary).

### Risk and Reward Profile



The above rating is based on the historic volatility of the Net Asset Value of the Share Class over the last five years and the volatility which is consistent with the risk limit of the Sub-Fund.

The risk and reward category shown above is not guaranteed to remain unchanged and may change over time.

A Share Class with the lowest risk rating does not mean a risk-free investment.

**Why is this Share Class in this category?** This Share Class is classified in category 5 because its Net Asset Value has shown medium to high fluctuations historically and this category is consistent with the risk limit of the Sub-Fund.

**Other material risks:**

- ▶ The value of your investment may fall as well as rise and you may get back less than you originally invested.
- ▶ The Fund aims to provide a positive return in any market conditions over a rolling 3 year period, although this is not guaranteed.
- ▶ The Fund can use sophisticated investment techniques that differ from those used in traditional equity funds.
- ▶ The Fund should not be used as a substitute for liquidity funds or cash accounts.
- ▶ The Sub-Fund uses financial derivative instruments for investment purposes. The value of financial derivative instruments can be volatile and may result in gains or losses in excess of the amount required initially to establish a position in the derivative. The ACD is required to disclose in Appendix A of the Prospectus the sum of the gross notional exposure of the financial derivative instruments used (including those used for hedging or efficient portfolio management)

as the expected level of leverage. However, this figure does not take into account whether the instrument increases or decreases investment risk and so may not be representative of the overall level of investment risk in the Sub-Fund.

- ▶ Some financial derivative instruments (derivatives) traded on an exchange may be illiquid, and as a result, may need to be held until the derivative contract position expires. This may have an adverse impact on the return of the Fund.
- ▶ The value of equity and equity-linked securities may fluctuate in response to the performance of individual companies and general market conditions.
- ▶ The value of bonds and other debt securities may change significantly depending on market, economic and interest rate conditions as well as the creditworthiness of the issuer. Issuers of bonds and other debt securities may fail to meet payment obligations (default) or the credit rating of bonds and other debt securities may be downgraded. These risks are typically increased for below investment grade and certain unrated securities, which may also be subject to higher volatility and be more difficult to sell than investment grade securities.
- ▶ The Fund invests opportunistically and exposure to the markets may vary substantially over a short period of time depending on market conditions. Therefore the Fund may not be fully invested in rising markets; conversely the Fund could be more than fully invested in a falling market. In both circumstances the performance of the Fund would suffer.
- ▶ To the extent that any underlying assets of the Fund are denominated in a currency other than Sterling and are not hedged back to Sterling, movements in currency exchange rates can adversely affect the return of your investment. The currency hedging that may be used to

minimise the effect of currency fluctuations may not always be successful.

- ▶ The value of securities in which the Fund invests may be influenced by movements in commodity prices which can be very volatile.
- ▶ Emerging markets may be subject to increased political, regulatory and economic instability, less developed custody and settlement practices, poor transparency and greater financial risks. Emerging market currencies may be subject to volatile price movements. Emerging market securities may also be subject to higher volatility and be more difficult to sell than non-emerging market securities.
- ▶ The Fund may invest in China A-Shares through the China-Hong Kong Stock Connect Programmes which are subject to regulatory change, quota limitations and also operational constraints which may result in increased counterparty risk.

- ▶ The Fund invests in securities of smaller companies which may be more difficult to sell, more volatile and tend to carry greater financial risk than securities of larger companies.
- ▶ The possible loss from taking a short position on a security (using financial derivative instruments) may be unlimited as there is no restriction on the price to which a security may rise. The short selling of investments may be subject to changes in regulations, which could adversely impact returns to investors.
- ▶ The Fund may be concentrated in a limited number of securities, industry sectors or countries and as a result, may be more volatile than more broadly diversified funds.
- ▶ Further information about risks can be found in "Part 11: Risk Warnings" of the Prospectus.

## Charges

### One-off charges taken before or after you invest

|              |      |
|--------------|------|
| Entry charge | None |
| Exit charge  | None |

This is the maximum that might be taken out of your money before it is invested or before the proceeds of your investment are paid out.

### Charges taken from this Share Class over a year

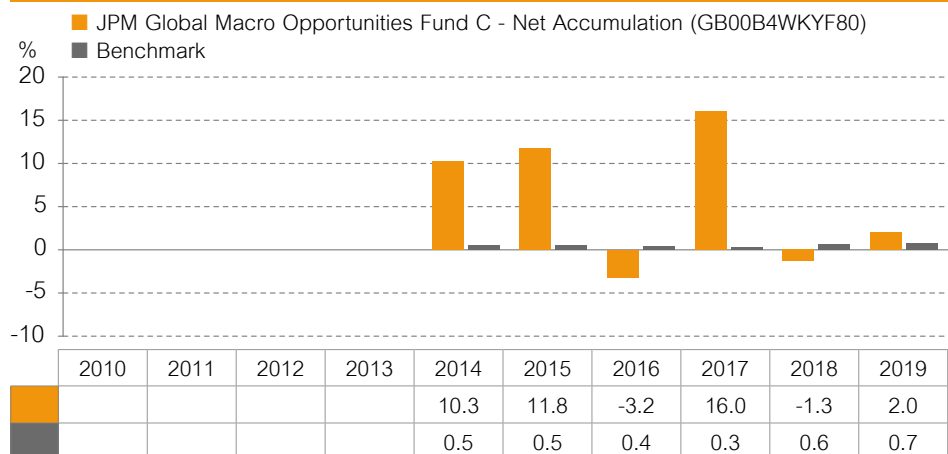
|                |       |
|----------------|-------|
| Ongoing charge | 0.66% |
|----------------|-------|

### Charges taken from this Share Class under certain specific conditions

Performance fee: None

- ▶ The actual entry and exit charges paid may be less. Information on charges can be obtained from the investor's financial adviser.
- ▶ The Prospectus permits a fee to be charged for switching between Funds but this fee is currently waived by the Authorised Corporate Director.
- ▶ The ongoing charge is based on the last year's expenses to December 2019 and may vary from year to year.
- ▶ Charges are used to pay the costs of running this Share Class. These charges reduce the potential growth of the investment.
- ▶ Further information about charges can be found in "Part 5: Charges and Expenses" section of the Prospectus.

## Past Performance



- ▶ Past performance is not a guide to future performance.
- ▶ Performance data has been calculated including tax, ongoing charges and portfolio transaction costs and excluding entry and exit charges, in GBP.
- ▶ Fund launch date: 2013.
- ▶ Share Class launch date: 2013.

## Practical Information

**Depository:** The fund depository is NatWest Trustee and Depository Services Limited

**Further Information:** A copy of the Prospectus and latest annual and semi-annual financial report in English can be downloaded or ordered online from [www.jpmorgan.co.uk/investor](http://www.jpmorgan.co.uk/investor) or are available free of charge upon request from our UK-based Investor Services Team on 0800 20 40 20 (or +44 1268 44 44 70 if calling from outside the UK) or by writing to J. P. Morgan Asset Management, Client Administration Centre, PO Box 12272, Chelmsford, CM99 2EL.

Share prices can be obtained online at [www.jpmorgan.co.uk/investor](http://www.jpmorgan.co.uk/investor) or by telephoning 0800 20 40 20 (or +44 1268 44 44 70 if calling from outside the UK).

Please note if you call J.P. Morgan Asset Management, calls may be recorded and monitored for security and training purposes.

**Remuneration Policy:** The ACD's Remuneration Policy can be found on <https://am.jpmorgan.com/gb/en/asset-management/gim/awm/legal/emea-remuneration-policy>. This policy includes details of how remuneration and benefits are calculated, including responsibilities and composition of the committee which oversees and controls the policy. A copy of this policy can be requested free of charge from the ACD.

**Tax:** The Fund is subject to UK tax regulations. This may have an impact on an investor's personal tax position.

**Legal Information:** JPMorgan Funds Limited may be held liable solely on the basis of any statement contained in this document that is misleading, inaccurate or inconsistent with the relevant parts of the Prospectus.

JPMorgan Fund ICVC consists of separate Funds, each of which issues one or more Share Classes. This document is prepared for a specific Share Class. The Prospectus and annual and semi-annual financial reports are prepared for JPMorgan Fund ICVC.

The Fund is part of JPMorgan Fund ICVC. The assets and liabilities of each fund in JPMorgan Fund ICVC are segregated by law. This means that the assets of the Fund belong exclusively to the Fund and will not be used to pay the liabilities of any other person or body, including JPMorgan Fund ICVC or any other Fund within JPMorgan Fund ICVC.

**Switching and Conversion:** Investors may switch into Shares of another Fund of JPMorgan Fund ICVC or convert Shares in one Class in a Fund to Shares of another Class in the same Fund subject to meeting any relevant eligibility requirements and minimum holding amounts. Further information can be found in "section 4.3.10 - Switching and Conversion of Shares" of the Prospectus.

**Privacy Policy:** You should note that, if you contact J.P. Morgan Asset Management by telephone, those lines may be recorded and monitored for legal, security and training purposes. You should also take note that information and data from communications with you may be processed by J.P. Morgan Asset Management, acting as a data controller, in accordance with applicable data protection laws. Further information about processing activities of J.P. Morgan Asset Management can be found in the EMEA Privacy Policy, which is available at [www.jpmorgan.com/emea-privacy-policy](http://www.jpmorgan.com/emea-privacy-policy). Additional copies of the EMEA Privacy Policy are available on request.

This Fund is authorised in the United Kingdom and regulated by the Financial Conduct Authority (FCA).

JPMorgan Funds Limited is authorised in the United Kingdom and regulated by the FCA.

This Key Investor Information is accurate as at 02/09/2020.

# Key Investor Information

This document provides you with key investor information about this fund. It is not marketing material. The information is required by law to help you understand the nature and the risks of investing in this fund. You are advised to read it so you can make an informed decision about whether to invest.

## Legal & General Global Inflation Linked Bond Index Fund Class I Accumulation - ISIN: GB00BBHXNN27

The authorised fund manager of the Fund is Legal & General (Unit Trust Managers) Limited.

### OBJECTIVES AND INVESTMENT POLICY

- The objective of the Fund is to provide a combination of growth and income by tracking the Barclays World Government Ex UK Inflation Linked Bonds Hedged GBP Index, (the "Benchmark Index"). This objective is after the deduction of charges and taxation.
  - The Fund seeks to replicate as closely as possible the constituents of the Benchmark Index. The Fund will have at least 90% exposure to assets that are included in the Benchmark Index.
  - The Benchmark Index is comprised of bonds (a type of loan which pays interest) issued by governments across all geographical areas (excluding the UK) which are denominated in the local currency of the country and which are linked to the rate of inflation in the country.
  - The Fund may invest in sub-investment grade bonds. The bonds that the Fund invests in will be a mixture of investment grade bonds (rated as lower risk) and sub-investment grade bonds (rated as higher risk). The mix will closely match that of the Benchmark Index. Investment and sub-investment grade bonds are bonds that have been given a credit rating by a rating agency. Credit ratings give an indication of how likely it is that the issuer of a bond will be able to pay back interest and the loan on time.
  - The Fund may also invest in bonds which are reasonably expected to become part of the Benchmark Index in the near future or are an alternative to a constituent of the Benchmark Index, money market instruments (such as treasury bills), cash, deposits and collective investment schemes, including those managed or operated by the Manager or an associate of the Manager.
  - The Fund will use forward foreign exchange or currency future derivatives in order to manage the currency exposure in line with the Benchmark Index. The Fund may use other types of derivatives (contracts which have a value linked to the price of another asset) to: • reduce risk or cost; or • generate additional capital or income with no, or an acceptably low, level of risk.
- Other information:**
- The Fund is passively managed as it tracks the Benchmark Index.
  - Your units will be accumulation units. Income from the Fund's investments (interest) will be reinvested back into the value of your units.
  - You can buy or sell units in this Fund on any business day. You need to contact us with your instruction before 3.00pm. This is the time we calculate unit prices for this Fund. If you contact us after 3.00pm, the units will be bought or sold at the next business day's price.
  - The Fund's base currency is denominated in sterling (British pounds).
  - This Fund may be suitable for investors looking for a combination of growth and income from an investment in global inflation linked bonds excluding those issued by the UK government, as represented by the Index.
  - Although investors can take their money out at any time, this Fund may not be appropriate for those who plan to withdraw their money within five years.
  - This Fund is not designed for investors who cannot afford more than a minimal loss of their investment.
  - If you do not understand this document we recommend you seek additional information to help you decide if this Fund is right for you.

### RISK AND REWARD PROFILE

Lower risk ← → Higher risk  
Potentially lower rewards Potentially higher rewards

|   |   |   |   |   |   |   |
|---|---|---|---|---|---|---|
| 1 | 2 | 3 | 4 | 5 | 6 | 7 |
|---|---|---|---|---|---|---|

- The Risk and Reward Indicator table demonstrates where the Fund ranks in terms of its potential risk and reward. The higher the rank the greater the potential reward but the greater the risk of losing money. It is not guaranteed to remain the same and may change over time. It is based on historical data and may not be a reliable indication of the future risk profile of the Fund. The shaded area in the table above shows the Fund's ranking on the Risk and Reward Indicator.
- The Fund is in category 3 because it invests in company or government bonds which are sensitive to changes in interest rates, inflation and credit. This can be driven by political and economic changes and other significant events and may cause the value to go up and down. Bonds that are closer to their maturity date tend to be more stable in value. Bonds are generally considered to be higher risk investments than cash, but lower risk than company shares.
- Even a fund in the lowest category is not a risk free investment.
- The value of your investment may fall as well as rise and is not guaranteed. You might get back less than you invest.

Further information on the risks of investing in this fund is contained in the Prospectus available at [www.legalandgeneral.com/reports](http://www.legalandgeneral.com/reports).

The risk and reward indicator may not take account of the following risks of investing in the Fund:

- The Fund could lose money if any institutions providing services such as acting as counterparty to derivatives or other instruments, becomes unwilling or unable to meet its obligations to the Fund.
- This Fund holds bonds that are traded through agents, brokers or investment banks matching buyers and sellers. This makes the bonds less easy to buy and sell than investments traded on an exchange. In exceptional circumstances the Fund may not be able to sell bonds and may defer withdrawals, or suspend dealing. The Directors can only delay paying out if it is in the interests of all investors and with the permission of the Fund depositary.
- The Fund invests directly or indirectly in bonds which are issued by companies or governments. If these companies or governments experience financial difficulty, they may be unable to pay back some or all of the interest, original investment or other payments that they owe. If this happens, the value of the Fund may fall.
- Investment returns on bonds are sensitive to trends in interest rate movements. Such changes will affect the value of your investment.
- Derivatives are highly sensitive to changes in the value of the asset on which they are based and can increase the size of losses and gains.
- There may be differences in performance between the Fund's assets and the derivatives used to manage the fluctuation of exchange rates with Sterling. This could result at times in the Fund being over protected or under protected against these fluctuations.
- The Fund may have underlying investments that are valued in currencies that are different from GBP. Exchange rate fluctuations will impact the value of your investment. Currency hedging techniques may be applied to reduce this impact but may not entirely eliminate it.

## CHARGES

The charges you pay are used to pay the costs of running the Fund, including the costs of marketing and distributing it. These charges reduce the potential return from your investment.

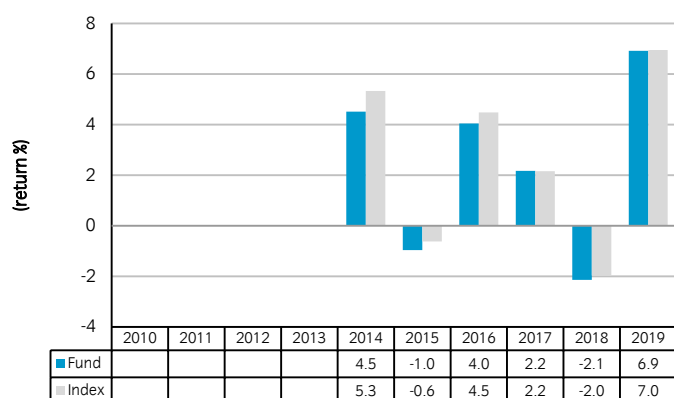
| One-off charges taken before or after you invest   |       |
|--|-------|
| Entry charge   | 0.00% |
| Exit charge  | 0.00% |
| This is the maximum that might be taken out of your money before it is invested.         |       |
| The price for buying and selling units is subject to a Dilution Adjustment See opposite. |       |
| Charges taken from the fund over a year  |       |
| Ongoing charge   | 0.25% |
| Charges taken from the fund under certain specific conditions                            |       |
| Performance fee  | None  |

- There are no entry or exit charges.
- The ongoing charges figure is based on the latest available expenses at October 2020. This figure may vary from year to year.
- This Fund's ongoing charges include any charges made by any other funds it may invest in. They exclude portfolio transaction costs.
- The ongoing charges are taken from the income of the Fund.

### Other costs:

- **Dilution Adjustment:** on any day, the prices for buying or selling units in this Fund are the same. The Fund manager calculates a single price for this Fund based on the mid-point between the buying and selling prices of the Fund's assets. In certain circumstances, the Fund manager can adjust this price to account for whether there is more money going into or coming out of the Fund. This is called a 'dilution adjustment'. This can vary but as an example for this Fund we estimate 0.08% for purchases and 0.08% for sales at 01 December 2020. The amount of the dilution adjustment may differ in future.
- For more information about charges and costs, please see the charges and expenses section in the Fund's Prospectus, or visit our website at [legalandgeneral.com/chargesandfees](http://legalandgeneral.com/chargesandfees).

## PAST PERFORMANCE



- Past performance is not a guide to future performance.
- The figures for the Fund take into account the ongoing charges and assume income (after any tax) is reinvested.
- The performance has been calculated in Sterling (British Pounds).
- The Fund will not replicate the performance of the Benchmark Index perfectly due to the expenses, tax and transaction costs incurred by the Fund, which are not included in the Benchmark Index.
- The annual return is for a 12 month period ending 31 December.
- The Fund launched in 2013.
- This unit class launched in 2013.

## PRACTICAL INFORMATION

- The trustee and depositary is Northern Trust Global Services SE, UK Branch.
- You can obtain further information about the Fund including copies of its prospectus and the latest annual and semi-annual reports at [www.legalandgeneral.com/reports](http://www.legalandgeneral.com/reports). Paper copies of these documents are also available from: Legal & General Investments, PO Box 6080, Wolverhampton WV1 9RB. We provide documents free of charge and in English.
- Investors can get other practical information, including the latest prices, dilution adjustment and details of any other unit classes that are available, by calling us on **0370 050 0955** Monday to Friday between 8.30am and 6.00pm. Call charges will vary.
- This Fund is subject to the tax legislation of the United Kingdom, which may have an impact on each investor's personal tax position.
- Legal & General (Unit Trust Managers) Limited may be held liable solely on the basis of any statement contained in this document that is misleading, inaccurate or inconsistent with the relevant parts of the Prospectus for the Fund.
- You can find details of our Remuneration Policy at [www.lgim.com/remuneration](http://www.lgim.com/remuneration). You can also request a paper copy free of charge. The Policy includes details of our Remuneration Committee and how remuneration and benefits are calculated.
- The Benchmark Index is administered by Bloomberg Index Services Limited who are listed on the register of administrators and benchmarks maintained by ESMA.



## Key Investor Information

This document provides you with key investor information about this fund. It is not marketing material. The information is required by law to help you understand the nature and the risks of investing in this fund. You are advised to read it so you can make an informed decision about whether to invest.

# Legg Mason IF ClearBridge Global Infrastructure Income Fund

Class X Accumulation (Hedged)

ISIN: GB00BD3FVT86

**A sub-fund of:** Legg Mason Funds ICVC (the "Company")

**Managed by:** Legg Mason Investment Funds Limited, part of the Legg Mason group of companies.

## Objectives and Investment Policy

### Objective

The fund's goal is to provide income. Growth of the fund's value in the long term is a secondary goal. The fund seeks to outperform, on an average annualised basis, the OECD G7 Inflation Index by 5.5% over an investment time frame of 5 years (gross of fees).

### Investment Policy

- The fund invests at least 80% of its assets in shares of global listed infrastructure companies. However the fund may hold more or less of other permitted assets in extreme market conditions.
- The fund invests in a number of infrastructure sectors such as gas, electricity and water utilities, toll roads, airports, rail and communications.
- The fund invests in shares of infrastructure companies from around the world, including up to 20% from emerging market countries.
- The fund will usually invest in a concentrated portfolio, typically 30 to 60 companies.
- The fund may also invest up to 10% in global infrastructure companies that are not presently listed on an exchange, but are expected to be listed within 12 months of purchase, and in derivatives (financial instruments whose value is derived from the value of other assets).
- The fund may invest in derivatives to help try to achieve the fund's objective as well as to reduce risk or cost or to generate additional growth or income for the fund.

### Share Class Policy

- For this share class, the fund will use derivatives to help to reduce the risk of movements in exchange rates between the currencies that are significant to the fund's investment strategy and the currency of the share class (hedging). Hedging transactions can expose the share class to additional risks which may result in loss to your investment.

**Benchmark:** The performance target to outperform the OECD G7 Inflation Index by 5.5%, on an average annualised basis over an investment time frame of 5 years, was chosen as it sets a reasonable performance target benchmark for the fund to achieve, taking into account a number of factors such as the measure of inflation across the G7 countries. Please refer to the prospectus for further information.

**Manager's Discretion:** The fund is actively managed. The investment manager has discretion in selecting investments within the fund's objective and investment policies. The benchmark does not constrain the investment manager's management of the fund.

**Recommendation:** This fund may not be appropriate for investors who plan to withdraw their money within 5 years.

**Dealing Frequency:** You can buy, sell and switch your shares on each day that the London Stock Exchange is open for business.

**Minimum Initial Investment:** For this share class the minimum initial investment is GBP 100,000.

**Treatment of Income:** Income and gains from the fund's investments are not paid but instead are reflected in the fund's share price.

## Risk and Reward Profile



The indicator is based on the volatility of the returns (past performance) of the reported share class (calculated on a 5 year rolling return basis). Where a share class is inactive / has less than 5 years of returns, the returns of a representative benchmark are used.

There is no guarantee that the fund will remain in the indicator category shown above and the categorisation of the fund may shift over time. Historical data, which is used in calculating the indicator, may not be a reliable indicator of the future risk profile of this fund.

The lowest category does not mean a risk-free investment.

The fund does not offer any capital guarantee or protection and you may not get back the amount invested.

The fund is in its risk/reward category because a concentrated investment (the fund holds fewer investments than many other funds) in shares of infrastructure companies from various countries and sectors have historically been subject to relatively large fluctuations in value.

**The fund is subject to the following risks which are materially relevant but may not be adequately captured by the indicator:**

**Investment in company shares:** The fund invests in shares of companies, and the value of these shares can be negatively affected by changes in the company, its industry or the economy in which it operates.

**Investment in infrastructure:** The fund invests in shares of infrastructure companies, and the value of these shares can be negatively affected by economic or regulatory occurrences affecting their industries. Investments

in new infrastructure projects carry risks where they may not be completed within the budget, agreed timeframe or specifications. Operational and supply disruptions can also have a negative effect on the value of the company's shares.

**Emerging markets investment:** The fund may invest in the markets of countries which are smaller, less developed and regulated, and more volatile than the markets of more developed countries.

**Concentrated fund:** The fund invests in fewer companies than other funds which invest in shares usually do. This means that the fund does not spread its risk as widely as other funds and will therefore be affected more if an individual company has significant losses.

**Hedged class currency:** The value of your investment may fall due to changes in the exchange rates between the currencies that are significant to the fund's investment strategy and the currency of your share class, pound sterling. The investment manager will try to protect the value of your investment against such changes, but it may not succeed.

**Derivatives:** The use of derivatives can result in greater fluctuations of the fund's value and may cause the fund to lose as much as or more than the amount invested.

**Fund operations:** The fund is subject to the risk of loss resulting from inadequate or failed internal processes, people or systems or those of third parties such as those responsible for the custody of its assets, especially to the extent that it invests in developing countries.

**Charges from capital:** The fund's fees and expenses may be taken from its capital (rather than income). This will result in an increase in income available for distribution to investors. However, this will forego some of the capital that the share class has available for future investment and potential growth.

**For further explanation on the risks associated with an investment in the fund, please refer to the section entitled "Risk Factors" in the prospectus.**

## Charges

| <i>One-off charges taken before or after you invest</i>   |       |
|---|-------|
| Entry charge  | none  |
| Exit charge   | none  |
| This is the maximum that might be taken out of your money before it is invested (entry charge) and before the proceeds of your investment are paid out (exit charge). |       |
| <i>Charges taken from the fund over a year</i>  |       |
| Ongoing charge  | 0.86% |
| <i>Charges taken from the fund under certain specific conditions</i>  |       |
| Performance fee   | none  |

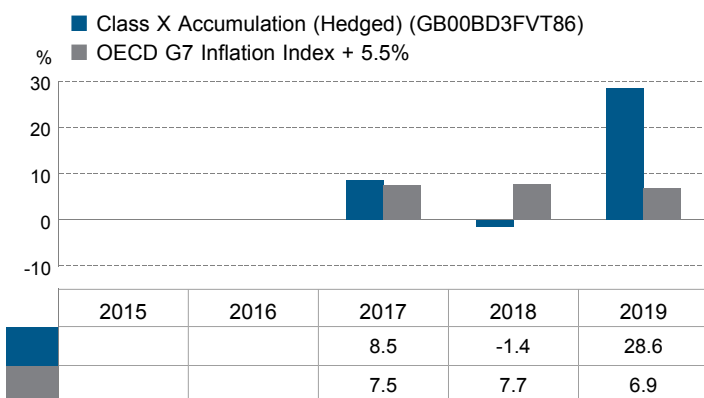
The charges you pay are used to pay the costs of running the fund, including the costs of marketing and distributing it. These charges reduce the potential growth of your investment.

Entry and exit charges shown are the maximum that might be taken out of your money. In some cases, you might pay less and you should speak to your financial adviser about this.

The ongoing charge is based on expenses for the 12 month period ending May 2020. This figure may vary over time.

For more information about charges, please see the 'Fees and Expenses' section in the fund's prospectus and relevant appendix.

## Past Performance



The fund was launched on 1 July 2016 and the share class began issuing shares on 7 September 2016.

Past performance has been calculated in GBP.

The performance reflects all fees and charges payable by the fund but does not reflect any entry or exit charge that might be payable.

Past performance is no guide to future returns and may not be repeated.

Further information on the fund's performance is available at [www.leggmason.com/global](http://www.leggmason.com/global).

## Practical Information

**Depository:** The Bank of New York Mellon (International) Limited

**Further Information:** Additional information about the Company (including the prospectus, annual and half-yearly reports and accounts and the remuneration policy) may be obtained in English free of charge upon request to Legg Mason Investment Funds Limited, 201 Bishopsgate, London EC2M 3AB and at [www.leggmason.com/global](http://www.leggmason.com/global).

**Price Publication:** The latest share price is published at [www.leggmason.com/fund-prices](http://www.leggmason.com/fund-prices).

**Tax Legislation:** The fund is subject to the tax law and regulation of the UK. Depending on your own country of residence, this might have an impact on your personal tax position. For further details, please speak to your financial adviser.

**Liability Statement:** Legg Mason Investment Funds Limited, the authorised corporate director of the Company, may be held liable solely on the basis of any statement contained in this document that is misleading, inaccurate or inconsistent with the relevant parts of the prospectus for the fund.

**Structure:** The Company has a number of different sub-funds. The assets and liabilities of each sub-fund are segregated by English law from the assets and liabilities of each other sub-fund. The prospectus and the periodic reports are prepared for the Company as a whole.

**Switching Between Funds:** You are entitled to exchange your investment in the fund for shares in another sub-fund of the Company. You may be required to pay a switching charge for this. Further information on how to exercise this right can be found in the prospectus.

Legg Mason Funds ICVC is authorised in the UK and regulated by the Financial Conduct Authority (FCA). Legg Mason Investment Funds Limited is authorised in the UK and regulated by the FCA.

This key investor information is accurate as at 29/06/2020.



# Key Investor Information

This document provides you with key investor information about this fund. It is not marketing material. The information is required by law to help you understand the nature and the risks of investing in this fund. You are advised to read it so you can make an informed decision about whether to invest.

## Premier Miton European Opportunities Fund – Class B Shares

A sub-fund of Premier Miton Investment Funds 3

Class B Accumulation Shares, ISIN no.GB00BZ2K2M84

Authorised Corporate Director - Premier Portfolio Managers Ltd.

### Objectives and investment policy

To provide total returns, comprised of income and capital growth, over the long-term, being five years or more. Five years is also the minimum recommended period for holding shares in this fund. This does not mean that the fund will achieve the objective over this, or any other, specific time period and there is a risk of loss to the original capital invested.

A minimum of 80% of the fund's assets will be invested in shares of companies listed in Europe, excluding the UK.

The fund is actively managed which means that the fund manager will manage and adapt the portfolio depending on their assessment of the broad economic environment and market conditions.

The fund manager may invest in large, medium and smaller sized companies across all industry sectors although it is expected that there will be a bias towards medium sized companies, which the fund manager considers to be of a market value of between £2 billion and £15 billion. The exposure to different sized companies may change over time according to economic and stock market conditions.

The fund may also hold other investments such as companies in other geographical jurisdictions such as the UK and the USA, government and corporate (company) bonds, convertible bonds (bonds that can

convert into company shares), collective investment schemes and cash and cash-like investments.

The fund may invest in derivatives and forward transactions (these are contracts whose value is based on the change in price of an underlying investment) for the purposes of efficient portfolio management, including hedging (hedging is designed to offset the risk of another investment falling in price).

The full investment objective and policy, which outline all the eligible investments, are available in the Fund's prospectus.

You can buy, sell and switch shares in the fund on any UK business day. We will need to receive your instruction before 12 noon to buy shares at that day's price.

#### Terms explained:

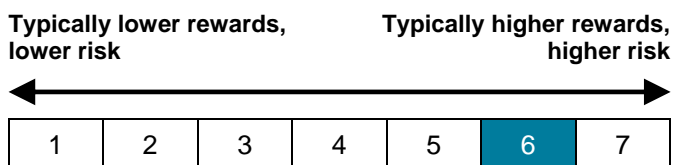
**Accumulation shares:** any income made by the Fund will be reinvested to grow the value of your investment.

**Funds:** a general term used to describe collective investment schemes, such as unit trusts, open-ended investment companies and closed-ended investment companies.

**Derivatives:** this is a financial contract whose value is related to the value of an underlying asset or index, often used with the aim of managing risk or enhancing returns.

### Risk and reward profile

The Risk and Reward Indicator table demonstrates where the Fund ranks in terms of its potential risk and reward. The higher the rank the greater the potential reward but the greater the risk of losing money. It is based on past data, may change over time and may not be a reliable indication of the future risk profile of the Fund. The shaded area in the table below shows the Fund's ranking on the Risk and Reward Indicator.



The Fund is ranked as 6 because it has experienced relatively high rises and falls in value over the past five years.

This indicator is based on historical data and may not be a reliable indication of the future risk profile of this fund.

The risk and reward profile shown is not guaranteed to remain the same and may shift over time.

The Fund may not be appropriate for investors who plan to withdraw their money within 5 years.

The indicator may not take fully into account the following risks of investing in this Fund:

- **Currency Risk:** As the fund invests in overseas securities, movements in exchange rates may, when not hedged, cause the value of your investment to increase or decrease.
- **Liquidity Risk:** Smaller companies' securities are often traded less frequently than those of larger companies which means they may be more difficult to buy and sell. Their prices may also be subject to significant short term swings (both up and down).
- **Counterparty Risk:** As the fund may enter into currency hedging arrangements there is a risk that other parties may fail to meet their obligations. This may lead to delays in receiving amounts due to the fund receiving less than is due or receiving nothing.

A more detailed description of the risks identified as being applicable to the Fund are set out in the 'Risk Factors' section of the Prospectus.

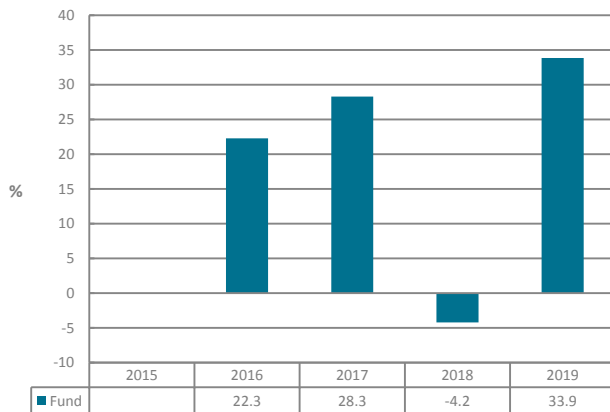
## Charges

The charges you pay are used to pay the costs of running the fund. These charges reduce the potential growth of your investment.

| One-off charges taken before or after you invest  |       |
|---|-------|
| Entry charge  | 0.00% |
| Exit charge   | 0.00% |
| These are the maximum charges that we might take out of your money before it is invested and before we pay out the sale proceeds of your investment. In some cases, you might pay less and you should speak to your financial adviser about this. |       |
| Charges taken from the Fund over a year   |       |
| Ongoing charges   | 0.82% |
| Charges taken from the Fund under specific conditions   |       |
| Performance fee   | NONE  |

- Switching charge (for switching into the Fund from another fund) 0.00%.
- The ongoing charges figure is based on the last year's expenses and may vary from year to year. It excludes the costs of buying or selling assets for the Fund (unless these assets are units/shares of another fund).
- For more information about charges, please refer to the Fund's prospectus.
- For the Ongoing Charge, the figure was calculated as at 31/05/2020.

## Past performance



- You should be aware that past performance is not a guide to future performance.
- Fund launch date: 01/12/2015
- Share/unit class launch date: 01/12/2015.
- Performance is calculated in GBP.
- Performance is net of charges (excluding entry charge) and net of tax.
- Performance allows for distributions having been reinvested.

## Practical information

- The Authorised Corporate Director (ACD) for the Fund changed from Link Fund Solutions Limited to Premier Portfolio Managers Limited on 27.11.2020 and at the same time, the fund name was changed to that now stated. Prior to this date, the Fund was known as the LF Miton European Opportunities Fund.
- This document should be read in conjunction with the Supplementary Information Document (SID).
- For further information about the Fund, including the SID, a free English language copy of the full Prospectus, half-yearly and annual reports and accounts, please visit [www.premiermiton.com](http://www.premiermiton.com), call us on 0333 456 6363 or write to us at Premier Portfolio Managers Limited, PO Box 3733, Royal Wootton Bassett, Swindon SN4 4BG.
- You can also obtain other practical information including the current price of shares in the Fund on the website.
- You can exchange your shares for shares in other sub-funds of the Company, as and when they are available.
- For more information on how to switch to another sub-fund, please call us on 0333 456 6363 or see the Prospectus on the website.
- The Fund's Depositary is Northern Trust Global Services SE.
- UK tax legislation may have an impact on your personal tax position.
- The Fund has its own portfolio of assets and liabilities and its assets shall not be available to satisfy debts that have arisen in other sub-funds of the Company (this concept is known as "segregated liability").
- Premier Portfolio Managers Limited may be held liable solely on the basis of any statement contained in this document that is misleading, inaccurate or inconsistent with the relevant parts of the Prospectus for the Fund.
- Information about the share classes available can be found in the Prospectus.
- A copy of the Remuneration Policy, which includes a description of how remuneration and benefits are calculated and the identity of those who make up the Remuneration Committee, which is responsible for awarding remuneration and benefits, is available on the website ([www.premiermiton.com](http://www.premiermiton.com)). A paper copy will be made available free of charge, upon request.

The Fund is authorised in the United Kingdom and regulated by the Financial Conduct Authority.

Issued by Premier Portfolio Managers Ltd, which is authorised and regulated by the Financial Conduct Authority, registered in England no. 01235867 and is a subsidiary of Premier Miton Group plc, registered in England no. 06306664. Both companies are members of the 'Premier Miton Investors' marketing group.

This Key Investor Information is accurate as at 27/11/2020.

# LIONTRUST

## SPECIAL SITUATIONS FUND

### KEY INVESTOR INFORMATION DOCUMENT

This document provides you with key investor information about this Fund. It is not marketing material. The information is required by law to help you understand the nature and the risks of investing in this Fund. You are advised to read it so you can make an informed decision about whether to invest.

Liontrust Special Situations Fund is an Authorised Unit Trust and categorised as a UCITS scheme. This document is based upon Institutional class units (I Inc Class) (ISIN: GB00B57H4F11). This Fund is managed by Liontrust Fund Partners LLP, a subsidiary of Liontrust Asset Management PLC.

#### Objective

- The Fund aims to deliver capital growth over the long term (5 years or more).

#### Policy

- The Fund is considered to be actively managed in reference to the benchmark(s) in the performance table by virtue of the fact that it uses the benchmark(s) for performance comparison purposes. The benchmark(s) are not used to define the portfolio composition of the Fund and the Fund may be wholly invested in securities which are not constituents of the benchmark.
- The Fund will invest at least 90% of its assets in companies which are incorporated, domiciled or conduct significant business in the United Kingdom (UK).
- The Fund will typically invest 90% (minimum 80%) of its assets in equities or equity related derivatives but may also invest in collective investment schemes (up to 10% of Fund assets), corporate debt securities, other transferable securities, money market instruments, warrants, cash and deposits.
- The Fund is permitted to use derivatives for the purposes of efficient portfolio management and for investment purposes. Please refer to the Derivatives sections in the prospectus for further details.

#### Recommendation

- This Fund may not be appropriate for investors who plan to withdraw their money within 5 years.

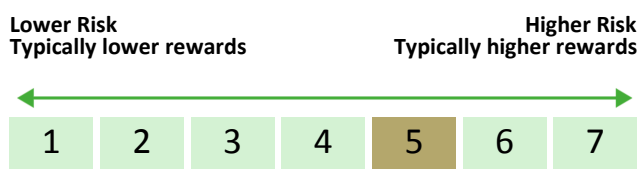
#### How to buy

- You may buy or sell units on a daily basis (but not weekends or Bank Holidays). Orders must be received by 11:59am for execution at 12:00 midday valuation point on the same day. Further details can be found at [www.liontrust.co.uk](http://www.liontrust.co.uk).

#### Investment process

- A fundamental principle of competitive markets is that profits regress to the mean. The fund managers believe the secret to successful investing is to identify those few companies that have a durable Economic Advantage which allows them to defy this principle and sustain a higher than average level of profitability for longer than expected.
- Economic Advantage is the collection of distinctive characteristics of a company that competitors struggle to reproduce even if those competitors have understood the benefits arising from those characteristics. In the fund managers' experience, the hardest to replicate characteristics fall into the following three categories of intangible assets:
  - Intellectual property
  - Strong distribution channels
  - Significant recurring business
- Other less powerful but nonetheless important intangible strengths include: franchises and licenses; good customer databases and relationships; effective procedures and formats; strong brands and company culture. These intangible assets produce barriers to competition, protect margins and are capable, in the opinion of the fund managers, of reaping a financial advantage in the form of cash flow returns in excess of the cost of capital. The market rewards excess profitability, particularly when it is higher than consensus expectations.
- To be included in portfolios, companies must possess at least one of the main advantages: intellectual property, strong distribution or recurring business (at least 70% of annual turnover).
- Every smaller company held in the Economic Advantage funds has at least 3% of its equity held by senior management. Companies are also assessed for employee ownership below the board and changes in equity ownership are monitored.

#### Risk and reward profile



- This Synthetic Risk and Reward Indicator (SRRI) is based on historical data and may not be relied upon to gauge the future risk profile of the Fund.
- The SRRI shown is not guaranteed to remain the same and may shift over time.
- The lowest category (1) does not mean 'risk free'.
- The Fund's risk and reward category has been calculated using the methodology set by the European Commission. It is based upon the rate by which the Fund or a representative fund or index's value has moved up and down in the past.
- The Fund is categorised 5 for its exposure to UK companies.
- The SRRI may not fully take into account the following risks:
  - that a company may fail thus reducing its value within the Fund;
  - any company which has high overseas earnings may carry a higher currency risk;
- The Fund may encounter liquidity constraints from time to time. In addition the spread between the price you buy and sell units will reflect the less liquid nature of the underlying holdings.
- The Fund may invest in companies listed on the Alternative Investment Market (AIM) which is primarily for emerging or smaller companies. The rules are less demanding than those of the official List of the London Stock Exchange and therefore companies listed on AIM may carry a greater risk than a company with a full listing.
- The Fund may, under certain circumstances, make use of derivative instruments but it is not intended that their use will materially affect volatility.
- Counterparty risk: any derivative contract, including FX hedging, may be at risk if the counterparty fails.
- For full details of the Fund's risks, please see the prospectus which may be obtained from Liontrust (address overleaf) or online at [www.liontrust.co.uk](http://www.liontrust.co.uk).

# LIONTRUST

## SPECIAL SITUATIONS FUND

### Charges for this fund

- The charges you pay are used to pay the costs of running the Fund, including the costs of marketing and distributing it. These charges reduce the potential growth of your investment.

#### One-off charges taken before or after you invest

|              |      |
|--------------|------|
| Entry charge | None |
| Exit charge  | None |

- This is the maximum that might be taken out of your money before it is invested.

#### Charges taken from the Fund over the year

|                 |       |
|-----------------|-------|
| Ongoing charges | 0.82% |
|-----------------|-------|

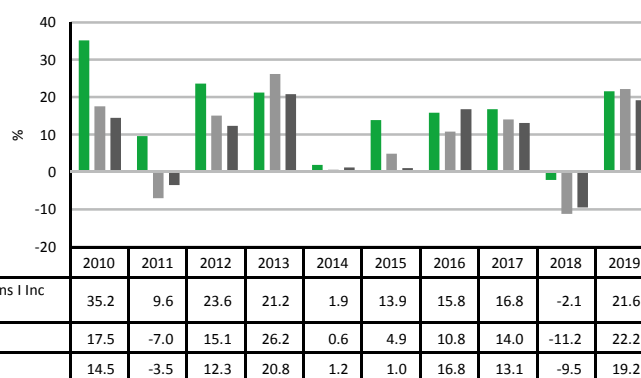
#### Charges taken from the Fund under certain specific circumstances

|                 |      |
|-----------------|------|
| Performance fee | None |
|-----------------|------|

- The entry and exit charges** shown are maximum figures. In some cases you might pay less – you can find this out from your financial adviser or fund platform if you are not using a financial adviser.
- The ongoing charges** figure is based on expenses as at 01 October 2020. This figure may vary from year to year. It excludes:
  - portfolio transaction costs, except in the case of an entry/exit charge paid by the UCITS when buying or selling units/shares in another collective investment undertaking.
- For more information about charges, please see the Charges and Expenses section of the Fund's prospectus, which is available electronically at [www.liontrust.co.uk](http://www.liontrust.co.uk).

### Past performance

- Past performance is not a guide to future performance. It has been calculated on the basis that any distributable income of the Fund has been reinvested. The past performance shown in the chart takes into account all charges except entry and exit charges.
- The Fund launched on 10 November 2005.
- The I Inc share class was launched on 01 November 2010.
- The base currency of the Fund is pounds sterling.



### Practical information

|                                   |   |
|-----------------------------------|---|
| Authorisation                     | This Fund is authorised in the UK and regulated by the Financial Conduct Authority.   |
| Trustee                           | Bank of New York Mellon (International) Ltd.  |
| Investment Adviser                | Liontrust Investment Partners LLP.  |
| Further information               | Copies of the prospectus and the latest annual and half-yearly reports, which are the primary source of additional information, are available, without charge, from Liontrust Fund Partners LLP, 2 Savoy Court, London, WC2R, 0EZ. They are also available electronically at <a href="http://www.liontrust.co.uk">www.liontrust.co.uk</a> .   |
| Taxation                          | UK tax legislation may have an impact upon your own personal tax position.  |
| Fund prices and other information | The Fund's last published price is available from Liontrust Fund Partners LLP at <a href="http://www.liontrust.co.uk">www.liontrust.co.uk</a> or by writing to us at 2 Savoy Court, London, WC2R 0EZ or by telephoning 0344 892 0349 during business hours (9.00am – 5.00pm).   |
| Remuneration                      | Information on the current remuneration policy of the Fund, including a description of how remuneration and benefits are calculated and the identity of persons responsible for awarding the remuneration and benefits, is available at <a href="http://www.liontrust.co.uk">www.liontrust.co.uk</a> . A paper copy of this information is available free of charge upon request from Liontrust Fund Partners LLP at 2 Savoy Court, London, WC2R 0EZ. |

|                    |   |
|--------------------|---|
| <b>Fund Name</b>   | <b>Global Technology Fund</b> , a sub-fund of Polar Capital Funds plc |
| <b>Share Class</b> | Class I Sterling Share Class  |
| <b>ISIN</b>        | IE00B42W4J83  |

## Objectives and investment policy

### Objectives

The objective of the Fund is to achieve long term capital appreciation by way of investing in a globally diversified portfolio of technology companies.

### Investment policy

At least two-thirds of the Fund's assets are invested in technology-related companies. These may include computer software and equipment, internet software and systems, electronic technology and other technology-related companies.

The Fund may have significant exposure to companies in the USA and Canada.

The Fund may invest in financial derivatives (complex instruments based upon the value of underlying assets) for hedging, to reduce risk, to manage the Fund more efficiently, or to gain exposure to securities in a more efficient way.

The Fund may invest in emerging markets (developing countries).

The Fund is actively managed and uses the Dow Jones Global

Technology Net Total Return Index (GBP) benchmark for performance comparison purposes and to calculate the performance fee.

Any income which the Fund generates may be paid out in the form of an annual dividend at the sole discretion of the Directors.

You may sell your shares on days which banks are normally open for business in Dublin and London.

Recommendation: this Fund may not be appropriate for investors who plan to withdraw their money within five years.

## Risk and reward profile



### Why is this fund in category 6?

The Fund has a high risk rating because it invests in equities, the value of which can move up and down over time to a greater extent than some other investments.

**In addition to the risk captured by the indicator, the overall fund value may be considerably affected by:**

**Strategy Risk** - investments in technology companies may be subject to greater price fluctuations than investments in other sectors. Rapid changes in technology and/or government regulation of use in certain countries may affect the value of the Fund's investments. The Fund may be less diversified than other investment funds.

**Investment Risk** - the Fund invests in equities globally, share prices can rise or fall due to a number of factors affecting global stock markets.

**Derivative Risk** - certain derivatives may result in gains or losses that are greater than the original amount invested. Derivatives also involve counterparty risk, which is the risk that a counterparty to the derivative contract cannot meet its contractual obligations.

**Currency Risk** - the Fund invests in assets denominated in currencies other than the Fund's base currency. Changes in exchange rates may have a negative impact on the Fund's investments.

**Emerging Markets Risk** - emerging market countries face more political, economic or structural challenges than developed countries. Investments in such countries may offer higher potential for gains or losses, and markets may be less liquid.

### What do these numbers mean?

The risk indicator was calculated using historical data and may not be a reliable indication of the future risk profile of the Fund. The risk category shown is not guaranteed and may change over time. A category 1 fund is not a risk-free investment - the risk of losing your money is small, but the chance of making gains is also limited. With a category 7 fund, the risk of losing your money is high but there is also a chance of making high gains. The numerical scale is complex, for example, 2 is not twice as risky as 1.

### More about this rating:

For a more detailed explanation of risks, please refer to the "Risk Factors" section of the Prospectus.

## Charges

### One-off charges taken before or after you invest

|              |             |
|--------------|-------------|
| Entry charge | Up to 5.00% |
| Exit charge  | None        |

This is the maximum that might be taken out of your money before it is invested and before the proceeds of your investment are paid out.

### Charges taken from the Fund over a year

|                |       |
|----------------|-------|
| Ongoing charge | 1.13% |
|----------------|-------|

### Charges taken from the Fund under certain specific conditions

|                 |  |
|-----------------|--|
| Performance fee | 10.00% a year of any returns the Fund achieves above the benchmark for these fees, the Dow Jones Global Technology Net Total Return Index. No performance fee was charged during 2019. |
|-----------------|--|

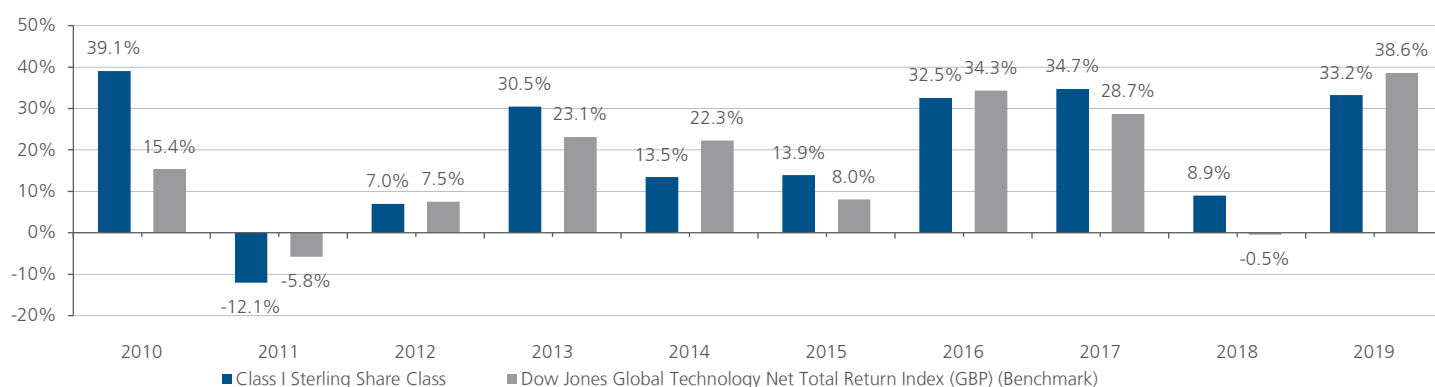
The charges you pay are used to pay the costs of running the Fund, including the costs of marketing and distributing it. These charges reduce the potential growth of your investment.

The **entry** and **exit charges** shown are maximum figures. In some cases you might pay less. You can find this out from your financial adviser or distributor.

The ongoing charges figure shown here is an estimate of the charges. The Fund's annual report for each financial year will include detail on the exact charges made.

You can find out more details about the charges by looking at the **"Fees and Expenses"** section of the Fund's prospectus, which is available at [www.polarcapital.co.uk](http://www.polarcapital.co.uk).

## Past performance



Past performance is not a reliable indicator of future performance.

The past performance shown does not take into account any entry, exit or switching charges but does take into account the ongoing charge, as shown in the **"Charges"** section.

The performance of this class is calculated in British Pounds.

The Fund launched on 19 October 2001. This class started to issue shares on 4 September 2009.

## Practical information

**Fund Depositary:** Northern Trust Fiduciary Services (Ireland) Limited.

**About the Fund:** The net asset value of the fund is calculated in US Dollars. The unit prices are published in British Pounds, on each business day. The prices will be made public at the office of the Administrator, notified to the Irish Stock Exchange without delay and published by the Investment Manager, Polar Capital LLP, on each valuation day on the Investment Manager's website ([www.polarcapital.co.uk](http://www.polarcapital.co.uk)).

This fund is subject to tax laws and regulations of Ireland. Depending on your home country of residence, this might have an impact on your investment. For further details, please speak to your financial adviser.

You are entitled to switch from one fund to another. Please refer to the **"Switching"** section of the Prospectus for further information.

### Find out more:

Global Technology Fund is a sub-fund of Polar Capital Funds plc. The assets and liabilities of each sub-fund are segregated which means the assets of a sub-fund cannot be used to meet the liabilities of another sub-fund. This Key Investor Information Document (KIID) is specific to this share class. The prospectus, annual and semi-annual reports are prepared for the entire fund.

Copies of the Prospectus and of the annual and semi-annual reports of the Fund may be obtained in English from the Investment Manager, free of charge, at Polar Capital LLP, 16 Palace Street, London SW1E 5JD or on the Polar Capital plc website ([www.polarcapital.co.uk](http://www.polarcapital.co.uk)).

Application to buy/sell units can be made on any Dealing Day, before 15.00 (Irish time) on that relevant day.

Details of the Polar Capital Funds plc up-to-date remuneration policy, including but not limited to, a description of how remuneration and benefits are calculated and the identity of persons responsible for awarding the remuneration benefits are available at the following website [www.polarcapital.co.uk](http://www.polarcapital.co.uk) and a paper copy of such remuneration policy is available to investors free of charge upon request.

**Liability statement:** Polar Capital Funds plc may be held liable in law for any statement contained in this document that is misleading, inaccurate or inconsistent with the relevant parts of the prospectus for the fund.

This Fund is authorised in Ireland and is regulated by the Central Bank of Ireland.  
This key investor information is accurate as at 18 February 2020.



This document provides you with key investor information about this fund. It is not marketing material. The information is required by law to help you understand the nature and the risks of investing in this fund. You are advised to read it so you can make an informed decision about whether to invest.

## Rathbone High Quality Bond Fund (I-class)

Fund Manager: Rathbone Unit Trust Management Limited

Accumulation shares ISIN: GB00BD5DN500

Income shares ISIN: GB00BD5DN492

### Objectives and investment policy

We aim to preserve your capital and pay an income by delivering a greater total return than the Bank of England's Base Rate + 0.5%, after fees, over any rolling three-year period. Total return means the return we receive from the value of our investments increasing (capital growth) plus the income we receive from our investments (interest payments). We use the Bank of England's Base Rate + 0.5% as a target for our fund's return because we aim to provide a return in excess of what you would receive in a UK savings account.

This is an investment product, not a cash savings account. Your capital is at risk.

We will invest at least 80% of our fund in government and corporate bonds with high credit ratings. We define a high credit rating as A- and above, based on the average of the three largest rating agencies (Standard & Poor's, Moody's and Fitch). We can invest up to 20% of our fund in a mixture of investment grade government and corporate bonds with lower credit ratings (BBB+ to BBB-) or no rating at all. Up to 10% of the fund can be invested directly in contingent convertible bonds. These specialist bonds, typically issued by banks and insurers, are forcibly replaced with shares if the issuer experiences heavy losses. If a bond's rating falls below BBB-, otherwise known as high yield, we will sell it within six months.

At least 80% of the portfolio will be invested in sterling bonds or in overseas assets whose value we have hedged back to sterling. Hedging means we buy a financial instrument to swap the value of these assets into sterling to protect our investment from changes in the price of foreign currencies.

We actively manage our fund, which means we can choose what we invest in as long as it's in line with the investment objective and policy. Because of this, our fund's performance can diverge significantly from its benchmark over shorter periods of time and therefore isn't appropriate for investors who plan to withdraw their money within three years.

Our fund is designed for investors with a basic knowledge of bonds who seek to protect their capital and receive income. You should intend to invest for longer than three years, understand the risks of our fund and have the ability to bear a capital loss.

You can buy and sell shares on each business day of the fund between 9am and 5pm.

The fund offers accumulation shares (shares in which any income payable by the fund is reinvested) and income shares (shares in which any income received in the fund will be paid to the shareholder).

### Risk and reward profile



(Not risk-free)

This indicator is a measure of the fund's past volatility (the extent and rapidity of up-and-down movements of the value of an investment). It may not be a reliable indication of the fund's future risk. The risk category shown is not a target or a guarantee and may change over time.

The risk indicator for this fund reflects the following:

– As an asset class, bonds have greater risk than money market instruments, but less risk than shares.

– As this fund is less than five years old, the indicator is not based solely on actual performance.

The value of investments in the fund and the income from them may go down as well as up and you may not get back your original investment when you sell your shares.

During unusual market conditions, the risks normally experienced by the fund may increase significantly, and in addition, the fund may be subject to the following risks:

**Counterparty risk:** A company that we deal with may renege on its obligations, costing you money.

**Currency risk:** We own assets valued in a currency other than sterling. Changes in the price of foreign currencies can result in gains or losses, even if underlying asset prices stay the same.

**Credit risk:** Bonds that we own can become more or less creditworthy and will fluctuate in value resulting in gains or losses. Bonds that we own may fail to meet their legal obligations, such as missing an interest payment. This is known as a 'default' and will result in a loss.

**Liquidity risk:** Some assets become hard to sell at their expected price. This could mean we have to sell assets below their expected price resulting in a loss. In extreme circumstances, we may suspend the fund to protect your investment, resulting in you being unable to access your money.

**Management risk:** People make the investment decisions for our fund. If they make unfavourable decisions, you could lose money.

**Operational risk:** We rely on complex systems to ensure that trades are completed, our fund's assets are accounted for and that you can buy or sell our fund. If our systems fail, you could be inconvenienced or lose money.

**Interest rate risk:** Most bonds pay us a fixed amount over an agreed period of time. If interest rates rise these bonds become less valuable and we may be locked into an unfavourable investment. If interest rates fall these bonds become more valuable.

## Charges for this fund

The fund manager receives an annual fee, which is included in the ongoing charges shown below. You may be eligible for lower entry charges than the maximum shown; ask your financial adviser. Ongoing charges are the same for all investors in the same class. The ongoing charges figure has been capped at launch.

### One-off charges taken before or after you invest:

**Entry charge** none

**Exit charge** none

### Charges taken from the fund over a year:

**Ongoing charges** 0.41 % (Acc shares); 0.41 % (Inc shares)

### Charges taken from the fund under specific conditions:

**Performance fee** none

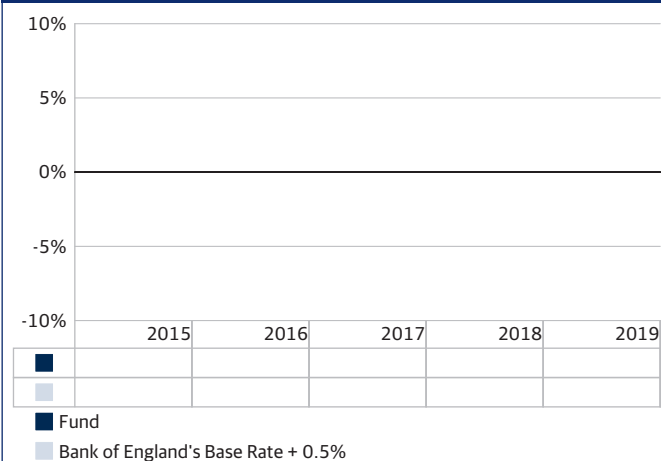
For more information about charges, please see the "Charges" section of the fund's Prospectus, available by calling the Information Line or emailing [rutm@rathbones.com](mailto:rutm@rathbones.com).

## Past performance

Basis of performance: mid to mid, net income reinvested.

The fund was launched on the 16 November 2018 and the share class was launched on the 23 July 2019.

### Rathbone High Quality Bond Fund (I-class)



Note: There will not be any past performance data within the first year.

## Practical information

For fund performance and most recent share price, go to [rathbonefunds.com](http://rathbonefunds.com)

The up-to-date remuneration policy of the fund manager, including, but not limited to, a description of how remuneration and benefits are calculated, the identity of persons responsible for awarding the remuneration and benefits, including the composition of the remuneration committee, is available free of charge upon request at the fund manager's registered office. A summary thereof is available on [rathbonefunds.com/literature-item/remuneration-policy](http://rathbonefunds.com/literature-item/remuneration-policy).

**Tax:** Investors should note that the tax legislation that applies to the fund may have an impact on the personal tax position of their investment in the fund.

Contact your adviser to discuss tax treatment and the suitability of this investment.

**Notices:** Rathbone Unit Trust Management Limited may be held liable solely on the basis of any statement contained in this document that is misleading, inaccurate or inconsistent with the relevant parts of the Prospectus for the fund.

**Address:** Rathbone Unit Trust Management Limited  
8 Finsbury Circus, London EC2M 7AZ

**Information line:** 020 7399 0399

**Telephone:** 020 7399 0000

**Facsimile:** 020 7399 0057

**Email:** [rutm@rathbones.com](mailto:rutm@rathbones.com)

**Website:** [rathbonefunds.com](http://rathbonefunds.com)

A member of the Rathbone Group. Registered No. 2376568

**Publication date:** This Key Investor Information Document is accurate as at 31 July 2020.

This fund and Rathbone Unit Trust Management Limited are authorised and regulated by the Financial Conduct Authority (FCA).

This document provides you with key investor information about this fund. It is not marketing material. The information is required by law to help you understand the nature and the risks of investing in this fund. You are advised to read it so you can make an informed decision about whether to invest.

## Royal London Cash Plus Fund (Accumulation - Class Y Shares)

A sub-fund of Royal London Bond Funds ICVC      ISIN: GB00BMNR1H58  
Managed by Royal London Unit Trust Managers Limited

### Objectives and investment policy

**Objective** The Fund's investment objective is to achieve a total return over rolling 12-month periods by mainly investing in cash and cash equivalents and government securities.

The Fund's performance target is to outperform, before the deduction of charges, the Bank of England Sterling Overnight Interbank Average (SONIA) by 0.50% per annum over rolling 12-month periods.

**Policy** A minimum of 50% of the Fund will be invested in a combination of money market instrument, including cash, time deposits, certificates of deposit and commercial paper and floating rate notes. Government bonds are also included in this segment of the Fund. In exceptional circumstances the Fund may invest up to 100% in money market instruments.

The Fund will also invest in a range of securities, including corporate bonds and supranational & agency bonds, asset backed securities and/or transferable securities. The Fund may also make use of reverse repurchase agreements. The Fund may also hold a small amount of its portfolio in derivatives.

Money market instruments used by the Fund will have a minimum rating of A-1, P-1 or F1. Bonds must have a minimum rating of AA-, Aa3 or AA-. Assets may exceed 397 days to maturity. There are no weighted average maturity or weighted average life constraints on the Fund.

The Fund's holdings are also subject to predefined ethical criteria. The Fund's manager will not consider the bonds or other securities of companies or other organisations that generate more than 10% of their turnover from either one or a combination of the following: Armaments, Tobacco or Fossil Fuels.

Full details of the Fund's ethical criteria are available on request and can be found on our website.

For more information on investment terms used in this document please refer to the glossary on our website:

<https://www.rlam.co.uk/Home/Intermediaries/Supplementary-links/Glossary/>.

**Recommendation** Investors who seek income or a short-term investment option.

### Concepts to understand

**Bonds** Securities that represent an obligation to repay a debt, with interest. Investment grade bonds are high quality bonds that are viewed as being highly likely to make all scheduled payments of interest and principal. Low quality bonds carry higher risk but also typically pay higher rates of interest.

**Derivative** A financial instrument whose price is dependent upon or derived from one or more underlying asset.

**Efficient Portfolio Management** An investment technique that allows the use of derivatives for at least one of the following purposes: to increase the value of the Fund; to protect the value of the Fund or to reduce the risks of certain investments.

**Money market instruments** Investments that pay interest, have a short duration and are designed to maintain a stable value.

*You can buy and sell your shares on each working day, except public holidays, at 12:00 noon if you tell us before 12:00 noon that you want to do so.*

*Instructions received after 12:00 noon will be processed at 12:00 noon on the following working day.*

Other share classes may be available as described in the Prospectus. If this is an income share class, any income will be paid out to you. If this is an accumulation share class, any income will be reinvested in the Fund.

### Risk and reward profile



The fund is shown in risk category 1 because its share price has shown a very low level of volatility historically. The indicator has been calculated using historical data and may not be a reliable indication of the future risk profile of the Fund. As an investment, bonds are typically more volatile than money market instruments but less volatile than shares. Bonds issued by corporations are typically more volatile than bonds issued by governments.

The risk and reward indicator is not a measure of the expected rise or fall in capital but shows how sharply the Fund's share price has gone up and down historically.

A fund whose share price has experienced sharp or large increases or decreases will sit in a higher risk category, whereas a fund whose share price has experienced small or gradual increases or decreases will sit in a lower risk category.

The indicator is calculated using a standard methodology that is used by all companies offering such funds in Europe.

The risk/reward indicator is an estimate and not a guarantee. Going forward, the Fund's actual volatility could be higher or lower, and its rated risk/reward profile could change. The lowest risk category does not mean the investment is risk free.

The risk indicator does not adequately capture the following risks, which are materially relevant to the Fund:

**Counterparty Risk** Market counterparties could become unable to make interest payments or repay debt. As such the value of the Fund will fall in the event of a counterparty default. In general investments that pay a higher level of income usually reflect a lower counterparty credit rating because of the increased risk of default.

**Interest Rate Risk** Fixed interest securities are particularly affected by trends in interest rates and inflation. If interest rates go up, the value of capital may fall, and vice versa. Inflation will also decrease the real value of capital.

*For more about fund risks, see the "Risk Factors" section in the Prospectus ([www.rlam.co.uk/Home/Individual-Investor/Fund-Performance--Prices/](https://www.rlam.co.uk/Home/Individual-Investor/Fund-Performance--Prices/))*

## Charges

The charges you pay are used to pay the costs of running the Fund, including the costs of marketing and distributing the Fund. These charges reduce the potential growth of the investment.

### One-off charges taken before or after you invest:

**Entry charge** None

**Exit charge** None

### Charges taken from the fund over a year:

**Ongoing charge** 0.15%

### Charges taken from the fund under specific conditions:

**Performance fee** None

The entry and exit charge is the maximum that might be taken out of your money before it is invested or before the proceeds of your investment are paid out.

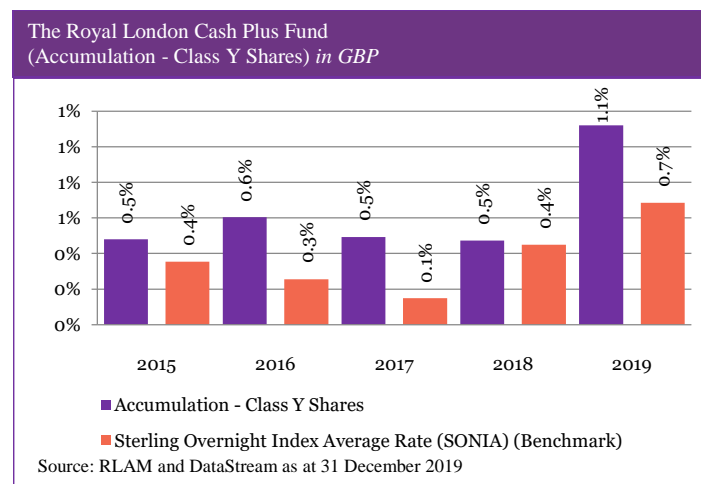
Ongoing charge is based on the Fund Management Fee (FMF), which is the periodic fee paid to the ACD to cover the expenses of the Fund. This figure does not include portfolio transaction costs. Ongoing charges are the same for all investors in the share class.

For more about charges, see the expenses section in the full Prospectus and supplement ([www.rlam.co.uk/Home/Individual-Investor/Fund-Performance--Prices/](http://www.rlam.co.uk/Home/Individual-Investor/Fund-Performance--Prices/))

## Past performance

The graph shows fund performance over the past 5 years where available. The figure for a given year shows how much the Fund increased or decreased in value during that year. These results reflect ongoing charges taken from the Fund, but do not reflect any entry charges you might have to pay.

The Fund was launched on 15 June 2011 and the share class on 12 June 2014.



Past performance is not a guide to future performance and may not be repeated. The value of investments may go down as well as up and you may not get back the amount you originally invested.

The chart shows performance in British pounds after the ongoing charges and the portfolio transaction costs have been paid. Entry and exit charges are excluded from calculations of past performance.

## Practical information

**Depository:** HSBC Bank plc

**Additional Information:** This Key Investor Information Document (KIID) may not contain all the information you need. For additional information on this fund (including the Supplementary Information Document), on other share classes of this fund and on other funds, or to obtain a free copy of the Fund's Prospectus or the annual and semi-annual shareholder reports, call the information line or write to the registered office, details of which are below. Alternatively, visit [www.rlam.co.uk](http://www.rlam.co.uk). The Prospectus and shareholder reports are in English.

This document describes one share class of the Fund. The Prospectus and annual and semi-annual shareholder reports are prepared for the entire fund across all share classes.

For fund performance and most recent share price, visit [www.rlam.co.uk](http://www.rlam.co.uk).

Should you wish to switch share classes or funds, please see the "Switching" section of the Prospectus for details.

**Tax:** Investors should note that the tax legislation that applies to the Fund may have an impact on the personal tax position of their investment in the Fund. Contact your adviser to discuss tax treatment, suitability of this investment, and other questions.

**Notices:** Royal London Unit Trust Managers Limited may be held liable solely on the basis of any statement contained in this document that is misleading, inaccurate or inconsistent with the relevant parts of the Prospectus for the UCITS.

This Fund is a sub-fund of Royal London Bond Funds ICVC (a UCITS umbrella company). The prospectus and long reports (shareholder reports) are prepared for the entire company. The assets and liabilities of each sub-fund are segregated by law. Therefore, the assets of the Fund belong exclusively to it and are not available to meet the liabilities of any other fund of Royal London Bond Funds ICVC.

The Fund is authorised in the United Kingdom and regulated by the Financial Conduct Authority (FCA).

Details of the Company's remuneration policy are available at [www.rlam.co.uk](http://www.rlam.co.uk) including: (a) a description of how remuneration and benefits are calculated; and (b) the identities of persons responsible for awarding remuneration and benefits. A paper copy of these details may be obtained, free of charge, on request from the Company, at the address below.

**Address:** Royal London Asset Management  
55 Gracechurch Street, London EC3V 0RL

**Telephone:** 03456 04 04 04

**Website:** [www.rlam.co.uk](http://www.rlam.co.uk)  
A member of the Investment Association

**Publication Date:** This Key Investor Information is accurate as at 20 July 2020

This document provides you with key investor information about this fund. It is not marketing material. The information is required by law to help you understand the nature and the risks of investing in this fund. You are advised to read it so you can make an informed decision about whether to invest.

## Royal London Sustainable Leaders Trust (Accumulation - Class C Shares)

ISIN: GB00B7V23Z99  
Managed by RLUM Limited

### Objectives and investment policy

**Objective** The Fund's investment objective is to achieve capital growth over the medium term (3-5 years) by investing at least 80% in the shares of UK companies listed on the London Stock Exchange that are deemed to make a positive contribution to society. Investments in the Fund will adhere to the Manager's ethical and sustainable investment policy.

The Fund's performance target is to outperform, after the deduction of charges, the FTSE All-Share Index (the "Index") over a rolling 5-year period. For further information on the Fund's index, please refer to the Prospectus. The Fund is actively managed.

**Policy** At least 80% of the Fund will be invested in shares of UK companies which are listed on the London Stock Exchange. Where the manager believes it is in the best interests of the Fund, they may invest up to 20% of the Fund's assets in shares of overseas companies.

The Fund focuses on the sustainability of the products and services of the companies it invests in, as well as their standards of environmental, social & governance (ESG) management, alongside financial analysis. For further details of the Manager's ethical and sustainable investment policy please refer to the Prospectus.

Investors can view the current policy at <https://www.royallondon.com/existing-customers/yourproducts/manage-your-isa-or-unit-trust/rlum-isa-overview/>.

The Fund may invest up to 10% in other investment funds, known as collective investment schemes. Typically only a small portion of assets will be invested in cash.

The Fund may also invest a small amount of its portfolio in derivatives (investments that derive their value from another closely related underlying investment) for efficient portfolio management (EPM).

**Recommendation** This Fund may not be appropriate for investors who plan to withdraw their money within five years. You should aim to keep your units for at least five years, although you can sell them at any time.

### Concepts to understand

**Capital Growth** The rise in an investment's value over time.

**5-Year Rolling Period** Any period of five years, no matter which day you start on.


**Environmental, social and governance** A list of predefined criteria that determines how a company operates in terms of sustainability and overall corporate governance.

**Efficient Portfolio Management** A list of approved investment techniques, including the use of derivatives, used to protect against excessive risk, reduce cost or generate extra income or growth.

*You can buy and sell your shares on each working day, except public holidays, at 12:00 noon if you tell us before 12:00 noon that you want to do so. Instructions received after 12:00 noon will be processed at 12:00 noon on the following working day.*

Other share classes may be available as described in the Prospectus. If this is an income share class, any income will be paid out to you. If this is an accumulation share class, any income will be reinvested in the Fund.

### Risk and reward profile



Typically lower rewards

Typically higher rewards

The fund is shown in risk category 5 because its unit price has shown a medium to high level of volatility historically. The indicator has been calculated using historical data and may not be a reliable indication of the future risk profile of the Fund. As an investment, shares are typically more volatile than money market instruments and bonds.

The indicator has been calculated using historical data and may not be a reliable indication of the future risk profile of the Fund. This Fund has historically been primarily invested in shares.

The risk and reward indicator is not a measure of the expected rise or fall in capital but shows how sharply the Fund's share price has gone up and down historically.

A fund whose share price has experienced sharp or large increases or decreases will sit in a higher risk category, whereas a fund whose share price has experienced small or gradual increases or decreases will sit in a lower risk category. The indicator is calculated using a standard methodology that is used by all companies offering such funds in Europe.

The risk/reward indicator is an estimate and not a guarantee. Going forward, the Fund's actual volatility could be higher or lower, and its rated risk/reward profile could change. The lowest risk category does not mean the investment is risk free.

The risk indicator does not adequately capture the following risks, which are materially relevant to the Fund:

**Concentration Risk** Funds which invest in a smaller number of securities can carry more risk than funds spread across a larger number of companies. To the extent that the Fund has exposure to an issuer, geographical area or type of security that is heavily affected by an event, either positive or negative, its value may rise or fall.

**Exchange Rate Risk** Investing in assets denominated in a currency other than the base currency of the Fund means the value of the investment can be affected by changes in exchange rates.

**Liquidity Risk** In difficult market conditions the value of certain fund investments may be less predictable than normal. In some cases this may make such investments harder to sell at the last quoted market price, or at a price considered to be fair. Such conditions could result in unpredictable changes in the value of your holding.

*For full details of the Fund's risks, please see the prospectus which may be obtained from ([www.rlam.co.uk/Home/Individual-Investor/Fund-Performance--Prices/](http://www.rlam.co.uk/Home/Individual-Investor/Fund-Performance--Prices/))*



## Charges

The charges you pay are used to pay the costs of running the Fund, including the costs of marketing and distributing the Fund. These charges reduce the potential growth of the investment.

### One-off charges taken before or after you invest:

**Entry charge** None

**Exit charge** None

### Charges taken from the fund over a year:

**Ongoing charge** 0.76%

### Charges taken from the fund under specific conditions:

**Performance fee** None

The entry and exit charge is the maximum that might be taken out of your money before it is invested or before the proceeds of your investment are paid out.

The ongoing charges figure is based on expenses as at 31 December 2019. This figure may vary from year to year and does not include portfolio transaction costs. Ongoing charges are the same for all investors.

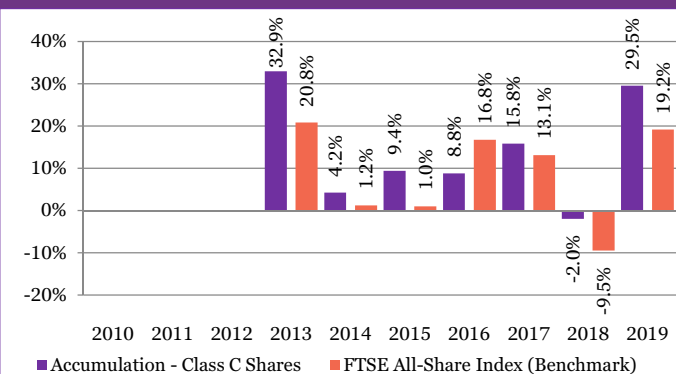
For more information about charges please see the Fund's prospectus, available at ([www.rlam.co.uk/Home/Individual-Investor/Fund-Performance--Prices/](http://www.rlam.co.uk/Home/Individual-Investor/Fund-Performance--Prices/))

## Past performance

The graph shows fund performance over the past 10 years where available. The figure for a given year shows how much the Fund increased or decreased in value during that year. These results reflect ongoing charges taken from the Fund, but do not reflect any entry charges you might have to pay.

The Fund was launched on 29 May 1990 and the share class on 4 December 2012.

The Royal London Sustainable Leaders Trust  
(Accumulation - Class C Shares) in GBP



Past performance is not a guide to future performance and may not be repeated. The value of investments may go down as well as up and you may not get back the amount you originally invested.

The chart shows performance in British pounds after the ongoing charges and the portfolio transaction costs have been paid. Entry and exit charges are excluded from calculations of past performance.

## Practical information

**Trustee:** HSBC Bank plc

**Additional Information:** This Key Investor Information Document (KIID) may not contain all the information you need. For additional information on the Fund (including the Supplementary Information Document), on other share classes of this Fund and on other funds, or to obtain a free copy of the Fund's Prospectus or the annual and semi-annual shareholder reports, call the information line or write to Royal London Asset Management Limited, details of which are below. Alternatively, visit [www.rlam.co.uk](http://www.rlam.co.uk). The Prospectus and shareholder reports are in English.

This KIID describes one share class of the Fund. The Prospectus and annual and semi-annual shareholder reports are prepared for the entire Fund across all share classes.

For fund performance and most recent share price, visit [www.rlam.co.uk](http://www.rlam.co.uk).

Should you wish to switch share classes or funds, please see the "Switching" section of the Prospectus for details.

**Tax:** Investors should note that the tax legislation that applies to the Fund may have an impact on the personal tax position of their investment in the Fund.

Contact your adviser to discuss tax treatment, suitability of this investment, and other questions.

**Notices:** RLUM Limited may be held liable solely on the basis of any statement contained in this document that is misleading, inaccurate or inconsistent with the relevant parts of the Prospectus for the Fund.

Details of the Company's remuneration policy are available at [www.rlam.co.uk](http://www.rlam.co.uk) including: (a) a description of how remuneration and benefits are calculated; and (b) the identities of persons responsible for awarding remuneration and benefits. A paper copy of these details may be obtained, free of charge, on request from the Company, at the address below.

This Fund is authorised in the United Kingdom and regulated by the Financial Conduct Authority (FCA).

**Address:** Royal London Asset Management  
55 Gracechurch Street, London EC3V 0RL

**Telephone:** 0800 195 1000

**Website:** [www.rlam.co.uk](http://www.rlam.co.uk)  
A member of the Investment Association

**Publication Date:** This Key Investor Information is accurate as at 19 February 2020

This document provides you with key investor information about this fund. It is not marketing material. The information is required by law to help you understand the nature and the risks of investing in this fund. You are advised to read it so you can make an informed decision about whether to invest.

## Royal London Sustainable Managed Income Trust (Accumulation - Class C Shares)

ISIN: GB00B8HNKY10  
Managed by RLUM Limited

### Objectives and investment policy

**Objective** The Fund's investment objective is to achieve an income over a 12-month period that consistently exceeds typical cash deposit rates (measured by SONIA), paid out on a monthly basis, by predominantly investing in sterling-denominated bonds that are deemed to make a positive contribution to society.

Investments in the Fund will adhere to the Manager's ethical and sustainable investment policy. The Fund is actively managed.

**Policy** Typically, 80% of the Fund's assets will be invested in a diversified portfolio of sterling-denominated bonds or bonds hedged back to sterling (there is no formal restriction).

The remainder of the Fund's assets may be invested in a range of securities, including government bonds, index-linked bonds, securitisations, supranational bonds, agency bonds, preference shares, floating-rate notes, asset-backed securities and bonds denominated in currencies other than sterling.

The Fund focuses on the sustainability of the products and services of the companies it invests in, as well as their standards of environmental, social & governance (ESG) management, alongside financial analysis. For further details of the Manager's ethical and sustainable investment policy please refer to the Prospectus. Investors can view the current policy at <https://www.royallondon.com/existing-customers/yourproducts/manage-your-isa-or-unit-trust/rlum-isa-overview/>.

The Fund may invest up to 10% in other investment funds, known as collective investment schemes. Typically only a small portion of assets will be invested in cash.

The Fund may also invest a small amount of its portfolio in derivatives (investments that derive their value from another closely related underlying investment) for investment purposes and efficient portfolio management (EPM).

For more information on investment terms used in this document please refer to the glossary on our website: <https://www.rlam.co.uk/Home/Intermediaries/Supplementary-links/Glossary/>.

**Recommendation** This Fund may not be appropriate for investors who plan to withdraw their money within five years. You should aim to keep your units for at least five years, although you can sell them at any time.

### Concepts to understand

**Income** Income is defined as the payment an investment generates, such as dividends or bond coupons.

**Bonds** are defined as fixed-income investments issued as debt by companies and public bodies to raise finance. Investors in bonds receive a previously agreed, non-variable interest payment until the investment matures. Corporate bonds are those issued by companies to raise finance.

**Environmental, social and governance** A list of predefined criteria that determines how a company operates in terms of sustainability and overall corporate governance.

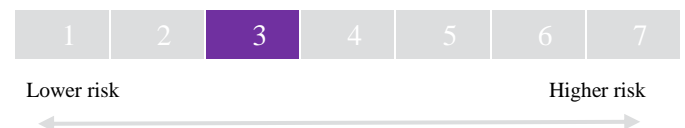
**Efficient Portfolio Management** A list of approved investment techniques, including the use of derivatives, used to protect against excessive risk, reduce cost or generate extra income or growth.

*You can buy and sell your shares on each working day, except public holidays, at 12:00 noon if you tell us before 12:00 noon that you want to do so. Instructions received after 12:00 noon will be processed at 12:00 noon on the following working day.*

*You can buy and sell your shares on each working day, except public holidays, at 12:00 noon if you tell us before 12:00 noon that you want to do so. Instructions received after 12:00 noon will be processed at 12:00 noon on the following working day.*

Other share classes may be available as described in the Prospectus. If this is an income share class, any income will be paid out to you. If this is an accumulation share class, any income will be reinvested in the Fund.

### Risk and reward profile



Typically lower rewards

Typically higher rewards

The fund is shown in risk category 3 because its unit price has shown a medium to low level of volatility historically. The indicator has been calculated using historical data and may not be a reliable indication of the future risk profile of the Fund. As an investment, bonds are typically more volatile than money market instruments but less volatile than shares. Bonds issued by corporations are typically more volatile than bonds issued by governments.

This Fund invests in bonds but doesn't invest in shares.

The risk and reward indicator is not a measure of the expected rise or fall in capital but shows how sharply the Fund's share price has gone up and down historically.

A fund whose share price has experienced sharp or large increases or decreases will sit in a higher risk category, whereas a fund whose share price has experienced small or gradual increases or decreases will sit in a lower risk category.

The indicator is calculated using a standard methodology that is used by all companies offering such funds in Europe. The risk/reward indicator is an estimate and not a guarantee. Going forward, the Fund's actual volatility could be higher or lower, and its rated risk/reward profile could change. The lowest risk category does not mean the investment is risk free.

The risk indicator does not adequately capture the following risks, which are materially relevant to the Fund:

**Concentration Risk** Funds which invest in a smaller number of securities can carry more risk than funds spread across a larger number of companies. To the extent that the Fund has exposure to an issuer, geographical area or type of security that is heavily affected by an event, either positive or negative, its value may rise or fall.

**Credit Risk** Issuers of certain fixed income securities could become unable to make income or capital payments on their debt. As such the value of a security will fall in the event of a rating downgrade or default of the issuer. In general fixed income securities that pay a higher level of income usually have a lower credit rating because of the increased risk of default.

**Interest Rate Risk** Fixed interest securities are particularly affected by trends in interest rates and inflation. If interest rates go up, the value of capital may fall, and vice versa. Inflation will also decrease the real value of capital.

**Liquidity Risk** In difficult market conditions the value of certain fund investments may be less predictable than normal. In some cases this may make such investments harder to sell at the last quoted market price, or at a price considered to be fair. Such conditions could result in unpredictable changes in the value of your holding.

**Derivative Risk** Investing in derivatives, including commodity derivatives, carries the risk of reduced liquidity, substantial loss and increased volatility in adverse market conditions, such as a failure amongst market participants. The use of derivatives may result in the Fund being leveraged (where economic exposure, and thus the potential for loss by the Fund exceeds the amount it has invested) and in these market conditions leverage may magnify losses.

For full details of the Fund's risks, please see the prospectus which may be obtained from ([www.rlam.co.uk/Home/Individual-Investor/Fund-Performance--Prices/](https://www.rlam.co.uk/Home/Individual-Investor/Fund-Performance--Prices/))

## Charges

The charges you pay are used to pay the costs of running the Fund, including the costs of marketing and distributing the Fund. These charges reduce the potential growth of the investment.

### One-off charges taken before or after you invest:

|              |      |
|--------------|------|
| Entry charge | None |
|--------------|------|

|             |      |
|-------------|------|
| Exit charge | None |
|-------------|------|

### Charges taken from the fund over a year:

|                |       |
|----------------|-------|
| Ongoing charge | 0.61% |
|----------------|-------|

### Charges taken from the fund under specific conditions:

|                 |      |
|-----------------|------|
| Performance fee | None |
|-----------------|------|

The entry and exit charge is the maximum that might be taken out of your money before it is invested or before the proceeds of your investment are paid out.

The ongoing charges figure is based on expenses as at 31 December 2019. This figure may vary from year to year and does not include portfolio transaction costs. Ongoing charges are the same for all investors.

For more information about charges please see the Fund's prospectus, available at ([www.rlam.co.uk/Home/Individual-Investor/Fund-Performance--Prices/](http://www.rlam.co.uk/Home/Individual-Investor/Fund-Performance--Prices/))

## Practical information

**Trustee:** HSBC Bank plc

**Additional Information:** This Key Investor Information Document (KIID) may not contain all the information you need. For additional information on the Fund (including the Supplementary Information Document), on other share classes of this Fund and on other funds, or to obtain a free copy of the Fund's Prospectus or the annual and semi-annual shareholder reports, call the information line or write to Royal London Asset Management Limited, details of which are below. Alternatively, visit [www.rlam.co.uk](http://www.rlam.co.uk). The Prospectus and shareholder reports are in English.

This KIID describes one share class of the Fund. The Prospectus and annual and semi-annual shareholder reports are prepared for the entire Fund across all share classes.

For fund performance and most recent share price, visit [www.rlam.co.uk](http://www.rlam.co.uk).

Should you wish to switch share classes or funds, please see the "Switching" section of the Prospectus for details.

**Tax:** Investors should note that the tax legislation that applies to the Fund may have an impact on the personal tax position of their investment in the Fund.

Contact your adviser to discuss tax treatment, suitability of this investment, and other questions.

**Notices:** RLUM Limited may be held liable solely on the basis of any statement contained in this document that is misleading, inaccurate or inconsistent with the relevant parts of the Prospectus for the Fund.

Details of the Company's remuneration policy are available at [www.rlam.co.uk](http://www.rlam.co.uk) including: (a) a description of how remuneration and benefits are calculated; and (b) the identities of persons responsible for awarding remuneration and benefits. A paper copy of these details may be obtained, free of charge, on request from the Company, at the address below.

This Fund is authorised in the United Kingdom and regulated by the Financial Conduct Authority (FCA).

**Address:** Royal London Asset Management  
55 Gracechurch Street, London EC3V 0RL

**Telephone:** 0800 195 1000

**Website:** [www.rlam.co.uk](http://www.rlam.co.uk)  
A member of the Investment Association

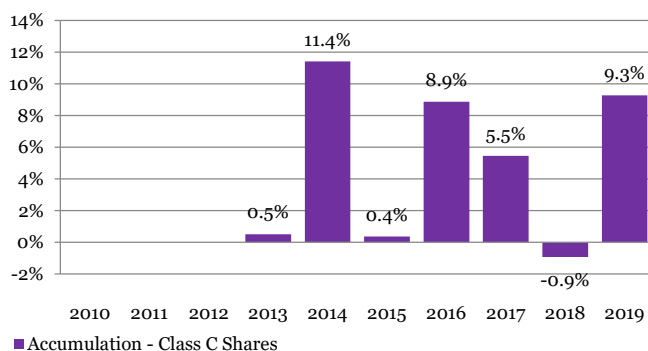
**Publication Date:** This Key Investor Information is accurate as at 19 February 2020

## Past performance

The graph shows fund performance over the past 10 years where available. The figure for a given year shows how much the Fund increased or decreased in value during that year. These results reflect ongoing charges taken from the Fund, but do not reflect any entry charges you might have to pay.

The Fund was launched on 7 December 2012 and the share class on 7 December 2012.

The Royal London Sustainable Managed Income Trust  
(Accumulation - Class C Shares) in GBP



Source: RLAM and DataStream as at 31 December 2019

Past performance is not a guide to future performance and may not be repeated. The value of investments may go down as well as up and you may not get back the amount you originally invested. The chart shows performance in British pounds after the ongoing charges and the portfolio transaction costs have been paid. Entry and exit charges are excluded from calculations of past performance.

# Key Investor Information



This document provides you with key investor information about this fund. It is not marketing material. The information is required by law to help you understand the nature and the risks of investing in this fund. You are advised to read it so you can make an informed decision about whether to invest.

## Vanguard Global Credit Bond Fund (the "Fund")

A sub-fund of Vanguard Investment Series Plc

## Investor "GBP" Hedged Accumulation Shares ISIN: IE00BYV1RG46

Manager: Vanguard Group (Ireland) Limited ("VGIL")

### Objectives and investment policy

- The Fund seeks to provide a moderate and sustainable level of current income by investing in a diversified portfolio of global credit bonds.
- The Fund employs an "active management" strategy, and while the Fund will invest substantially in components of the Bloomberg Barclays Global Aggregate Credit Index, its investment manager will follow distinct approaches in managing the Fund's assets.
- The Fund invests in investment grade global credit bonds, primarily made up of corporate and non-corporate obligations with a rating of the equivalent of Baa3 and above by Moody's or another independent rating agency or, if unrated, are determined to be of comparable quality by the Fund's investment manager.
- The Fund may use derivatives, including for investment purposes, in order to reduce risk or cost and/or generate extra income or growth. The use of derivatives could increase or reduce exposure to underlying assets and result in greater fluctuations of the Fund's net asset value. A derivative is a financial contract whose value is based on the value of a financial asset (such as a share, bond, or currency) or a market index.
- The Investment Manager may in its discretion restrict the extent to which the Fund's holdings deviate from the Index constituents on a security selection and fixed income sector basis. The Fund may take active fixed income sector views with the focus on bond specific selection. The extent to which the Fund can outperform the Index may be restricted by constraints applied by the Investment Manager which limit the potential volatility of the difference between the return of the Fund and the return of the Index. Such constraints may change or be removed from time to time at the Investment Manager's discretion and depending on market environments.
- The currency of the share class is GBP.
- The Fund invests in securities which are denominated in currencies other than the share class currency. Movements in currency exchange rates can affect the return of investments. Currency hedging techniques are used to minimise the risks associated with movements in currency exchange rates but these risks cannot be eliminated entirely. As this document relates to a share class where such techniques are used, for the purposes of the "Past performance" section below, the performance of this share class is shown against the Bloomberg Barclays Global Aggregate Credit Index in GBP (the "Hedged Index"), which is a currency hedged version of the Index.

- The Fund may engage in short term secured lending of its investments to certain eligible third parties. This is used as a means of generating additional income and to off-set the costs of the Fund.
- The Fund may not be appropriate for short-term investment.
- Income from the Fund will be reinvested and reflected in the price of shares in the Fund.
- Portfolio transaction costs will have an impact on performance.
- Shares in the Fund can be bought or sold on a daily basis (save on certain bank holidays or public holidays and subject to certain restrictions described in the prospectus) by submitting an application in writing. A full list of the days on which shares in the Fund cannot be sold is available on <https://global.vanguard.com/portal/site/loadPDF?country=global&docId=11630>

**For further information about the objectives and investment policy of the Fund, please see the Vanguard Investment Series plc prospectus (including any supplement or addendum thereto) (the "prospectus") on our website at <https://global.vanguard.com>**

### Risk and reward profile



|   |   |   |   |   |   |   |
|---|---|---|---|---|---|---|
| 1 | 2 | 3 | 4 | 5 | 6 | 7 |
|---|---|---|---|---|---|---|

- This indicator is based on historical data and may not be a reliable indication of the future risk profile of the Fund.
- The risk category shown is not guaranteed and may change over time.
- The lowest category does not mean "risk free".
- The Fund is rated 4 due to the nature of its investments which include the risks listed below. These factors may impact the value of the Fund's investments or expose the Fund to losses.
  - The value of bonds and fixed income-related securities is affected by influential factors such as interest rates, inflation, credit spreads and volatility which, in turn, are driven by other factors including political, economic news, company earnings and significant corporate events.
  - Movements in currency exchange rates can adversely affect the return of your investment. Currency hedging may be used but is not guaranteed to completely eliminate currency risk.
  - Investment risk is concentrated in specific sectors, countries, currencies or companies. This means the Fund is more sensitive to any localised economic, market, political or regulatory events.

### The risk and reward indicator does not take account of the following risks of investing in the Fund:

- Counterparty risk. The insolvency of any institutions providing services such as safekeeping of assets or acting as counterparty to derivatives or other instruments, may expose the Fund to financial loss.
- Liquidity risk. Lower liquidity means there are insufficient buyers or sellers to allow the Fund to sell or buy investments readily.
- Credit risk. The issuer of a financial asset held within the Fund may not pay income or repay capital to the Fund when due.
- Inflation risk. The value of your investments may not be worth as much in the future due to changes in purchasing power resulting from inflation.

**For further information on risks please see the "Risk Factors" section of the prospectus on our website at <https://global.vanguard.com>**



## Charges

The charges you pay are used to pay the costs of running the Fund, including the costs of marketing and distributing it. These charges reduce the potential growth of your investment.

| One-off charges taken before or after you invest   |       |
|--|-------|
| Entry charge   | None  |
| Exit charge  | None  |
| This is the maximum that might be taken out of your money before it is invested / before the proceeds of your investment are paid out. |       |
| Charges taken from the Fund over a year  |       |
| Ongoing charges  | 0.35% |
| Charges taken from the Fund under certain specific conditions  |       |
| Performance fee  | None  |

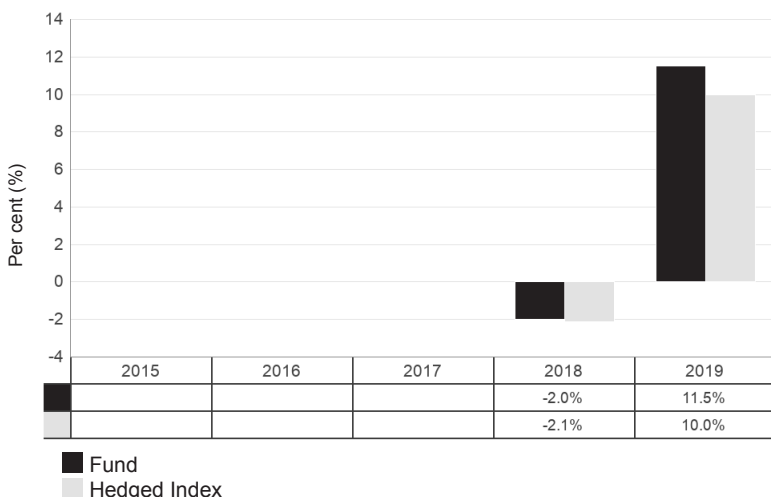
The entry and exit charges shown are maximum figures and in some cases you might pay less.

Investors can find out the actual entry and exit charges from their financial adviser.

The ongoing charges figure is based on expenses for the year ended 31 December 2019. This figure may vary from year to year. It excludes portfolio transaction costs.

**For further information about charges, please see the sections entitled "Buying Shares", "Redeeming Shares", "Fees and Expenses", Appendix 1, and the "Swing Pricing" section in Appendix 2 of the prospectus on our website at <https://global.vanguard.com>**

## Past performance



### • Past performance:

1. **Is not a reliable indication of future performance.**
  2. Includes ongoing charges and the reinvestment of income. It excludes entry and exit fees.
  3. Has been calculated in GBP.
- Shares in the Fund were first issued in 2017. This share class was launched in 2017.

## Practical information

- **Depository:** The Vanguard Investment Series plc ("VIS") depository is Brown Brothers Harriman Trustee Services (Ireland) Limited.
- **Documents, prices of shares and further information:** You can obtain copies of the prospectus and the latest annual and semi-annual report and accounts for VIS, along with the latest published prices of shares and other information on the Fund, free of charge from Vanguard Investment Series plc c/o Brown Brothers Harriman Fund Administration Services (Ireland) Limited, 30 Herbert Street, Dublin 2, D02 W329, Ireland or from our website at <https://global.vanguard.com>. These documents are available in English only.
- **Sub-funds:** VIS is an umbrella fund with segregated liability between sub-funds. This means that the holdings of the Fund are maintained separately under Irish law from holdings of other sub-funds of VIS and your investment in the Fund will not be affected by any claims against any other sub-fund of VIS.
- **Prices:** The last published prices of units in the Fund are also available from the FT's website [www.ft.com](http://www.ft.com) or <https://global.vanguard.com>
- **Shares:** You may exchange your shares in the Fund for shares in any other sub-funds of VIS. An entry charge may apply. Details of switching are provided in the prospectus.
- **Tax:** Irish tax legislation may have an impact on your personal tax position. You are recommended to consult your professional tax adviser.
- **Liability:** VGIL may be held liable solely on the basis of any statement contained in this document that is misleading, inaccurate or inconsistent with the relevant parts of the prospectus for this Fund.
- **Remuneration policy:** Details of VGIL's Remuneration Policy are available at <https://global.vanguard.com/portal/site/portal/ucits-investment-information>, including: (a) a description of how remuneration and benefits are calculated; and (b) the identities of persons responsible for awarding remuneration and benefits. A paper copy of these details may be obtained, free of charge, on request from VGIL at 70 Sir John Rogerson's Quay, Dublin 2, Ireland.